

# THE GARRETT SEARCHER™



Spring 2011 Edition

Garrett Metal Detectors

## The *AT Pro* Opens New Doors With its Versatility

New metal detector products create a certain amount of interest in the hobby business. Garrett's popular *ACE* series caused quite a stir when it was released several years ago because of the surprising performance that customers found in a product line that was so affordable.

It's little wonder that the latest additions to this family—the *ACE 350* in America and the *EuroACE* for international markets—have been very well received. There have already been many great postings to Vaughan Garrett's "Favorite Find of the Month" by these new users.

Garrett's other new hobby detector, the *AT Pro*, has also built a tremendous following in a short time. Customers report that it works well in all facets of treasure hunting: coin shooting, relic hunting, prospecting, jewelry recovery, shallow water searches, and even at the beach. The fact that the *AT Pro* can be fully immersed to a 10-foot maximum depth has opened new doors for VLF users.

Relic hunters, for instance, often make great finds in shallow streams, ponds, or lakes near historic camps and battlefields. The *AT Pro* is packed with key features that truly benefit the coin shooters and relic hunters. For instance, the use of the Iron Audio feature can help the

operator to audibly distinguish the target signature of a bottle cap from that of a good coin. The detector's 40 points of iron resolution allows the user to employ just enough iron discrimination to overcome the target masking problem that can be created by trashy iron items.

Perhaps the most appealing feature of the *AT Pro* for newer detectorists is the machine's ability to be run in either of three Standard Modes or in one of three Pro Modes. In its Standard Modes, the *AT Pro* provides a full-strength beep to indicate a detected target. This detection mode is ideal for learning the *AT Pro* because of its consistent audio signals.

More advanced users may prefer to use the Pro (professional) audio modes, which offer more target information and faster recovery speed for separating adjacent targets. This is particularly important where good targets may be scattered among iron trash.

Garrett now offers basic training videos online for those interested in learning more about the *AT Pro*'s wide range of features. Simply visit the hobby area of [www.garrett.com](http://www.garrett.com) and then navigate to the *AT Pro* web pages. Click on the "AT Pro Online Training" box to select one of the short, YouTube-based videos.

### *AT Pro in the Field*

The Garrett site also features short "In the Field" treasure hunting videos. Some of the first clips currently online primarily feature the new *AT Pro* metal detector, but other detecting adventures will be added in the near future. Most of these adventures are light-hearted looks into the fun of finding coins, jewelry and relics with Garrett detectors.

Some of those seen in the video clips offer basic advice on how they use their detectors in the particular style of hunting being documented. During



Short *AT Pro* training videos are available for viewing on the [garrett.com](http://garrett.com) website.

(Continued on pg. 2)

# AT Pro Shines at Organized Hunt in South Carolina

*New Products (Cont. from pg. 1)*

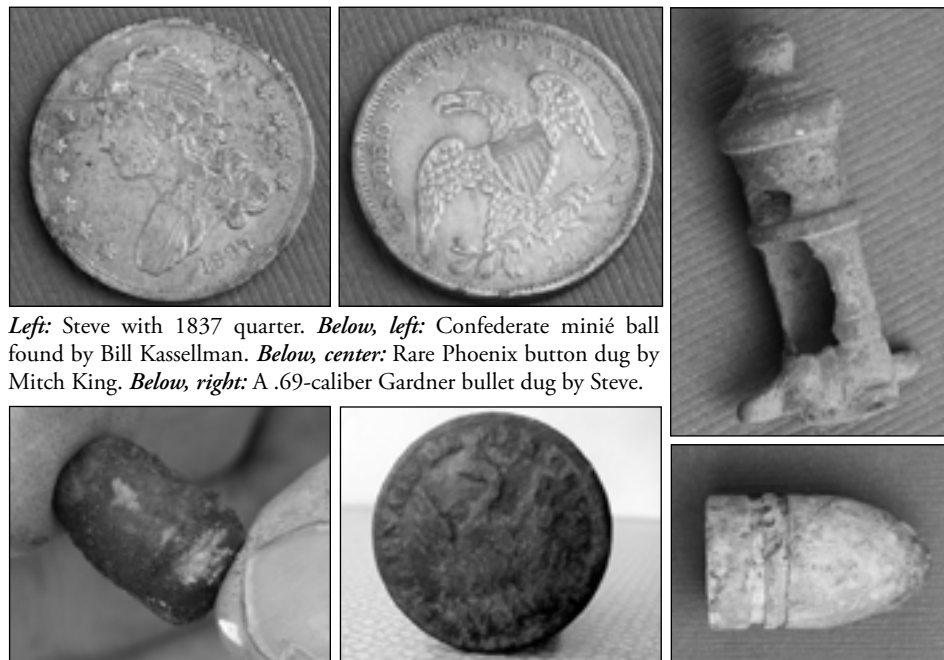
the past year, Garrett employees Steve Moore, Brian McKenzie, and Vaughan Garrett have gone out into the field with other Garrett users to capture videos and photos.

They have visited farms, beaches, parks, and historic areas in Texas, Georgia, Alabama, South Carolina, Tennessee, Kentucky, and England in recent months. Some of the new "In the Field" video clips were recently shot in South Carolina, both during the 2011 North/South organized relic hunt and on history-rich private property in the vicinity.

Featured in the South Carolina video clips are Mitch King and Bill Kasselman, who both made some nice recoveries using the *AT Pro*. The detector's 8.5"x11" **PROformance** DD searchcoil proved to be a great performer on brass buttons, silver coins, and lead Civil War minié balls. Even the small "buck and ball" load buckshot pieces were detected strongly at depths beyond six inches.



(Above) Civil War bullets, musket balls, buttons and coins found by Steve Moore with the *AT Pro* on South Carolina plantations. (Below) Closer view of several items, including front and back of an 1837 Capped Bust silver quarter and a bronze toy cannon (broken).



Left: Steve with 1837 quarter. Below, left: Confederate minié ball found by Bill Kasselman. Below, center: Rare Phoenix button dug by Mitch King. Below, right: A .69-caliber Gardner bullet dug by Steve.

## Garrett Product News and Spring Special

For a limited time, purchase the **GTI 2500 Pro Package** and receive **FREE accessories:**

**5 FREE Items included!**

- 12.5" Imaging Searchcoil
- Garrett Supreme GTI Case
- Garrett Deluxe Headphones
- GTI Environmental Cover Up
- How to Find Lost Treasure field guide



Part # 1120580

Suggested Retail **\$1,099<sup>95</sup>**

**SAVE \$398<sup>75\*</sup>**



The top-selling *GTI 2500*—with true size and depth Graphic Target Imaging—is loaded with powerful features. With these **FREE** accessories, the *GTI 2500 Professional Package* is also a powerful bargain!

\* Savings based on total cost of items if purchased separately.

These special offers are valid from March 1 to May 31, 2011 at participating U.S. domestic dealers only.

### Accessory Search Coils

8.5" x 11" **PROformance** Elliptical DD coil

	Part No.	MSRP
For <i>ACE</i> series	2222000	\$139.95
For <i>GTP 1350, GTAx</i>	2222100	\$149.95
For <i>GTI</i> series	2222200	\$149.95

Optional searchcoils are now available for Garrett's most popular detector lines. These include the powerful new 8.5" x 11" Double-D searchcoil for all *ACE* series detectors and *GTI*, *GTP* and *GTAx* detectors.

Alternative *AT Pro* searchcoils

- DD configuration provides greater detection depth and performance by significantly reducing the negative effects of heavily mineralized ground and saltwater interference.
- Long, narrow detection field provides excellent scanning coverage and target separation ability, as compared to conventional coils.



8.5" x 11" **PROformance** Double-D coil



4.5" **Super Sniper** Scorcher coil



9" x 12" **PROformance** coil



6.5" x 9" **PROformance** coil

	Part No.	MSRP
6.5" x 9" <b>PROformance</b> concentric	2222600	\$119.95
9" x 12" <b>PROformance</b> concentric	2222700	\$139.95
4.5" <b>Super Sniper</b>	2222500	\$109.95

### AT Pro Headphone Adaptor

	Part No.	MSRP
Adaptor	1626000	\$39.95

The new headphone adaptor will allow customers to use any brand of headphones that have a standard 1/4" jack connector. One end of the adaptor connects securely to the 2-pin connector of the *AT Pro* Control Housing. The other end of the adaptor secures beneath the detector's arm cuff using the existing arm cuff screw. The foam handle grip can be removed by removing the cuff assembly and then carefully sliding the grip off the end of the stem (use a slight amount of moisture if necessary to loosen the grip). Run the adaptor through the grip, replace grip and cuff assembly, and secure all with arm cuff screw. (Black cable ties can be used to secure the cable instead of running it through handle grip.)



New *AT Pro* headphone adaptor, seen attached.

(Above, left) Control housing end of connector.

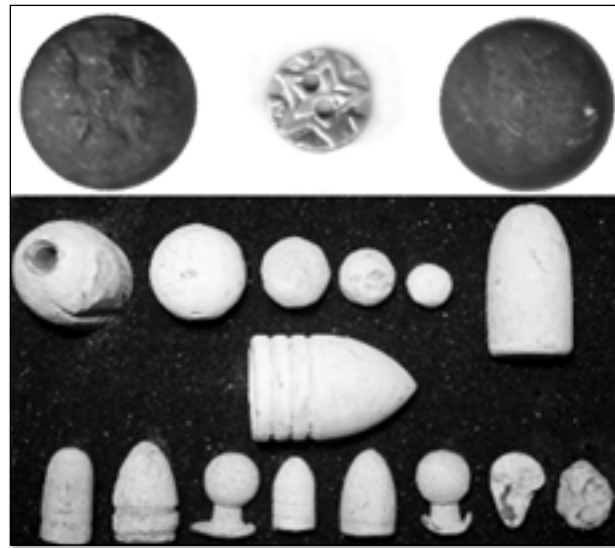
(Right) Two views of the 1/4" adaptor mounted to the base of the *AT Pro*'s arm cuff.



Missouri

**Civil War History Comes to Life for Garrett Trio**


Art B. from Edwards, Missouri, has been successfully working an historic Civil War site with his wife and fellow relic hunter, all of whom are Garrett users. Among Art's finds (left) are several round balls, several types of minié balls, U.S. infantry buttons, and a small metal button with a star stamped in its center. Other finds by the trio include an 1848 and an 1861 half dime.



Indiana

**First Two AT Pro Hunts Produce Two Great Coins**

As soon as he purchased his new Garrett AT Pro in early February, Kevin B. of Batesville, Indiana, "just had to try it out at a place that I had hunted a lot with high end detectors, just to see if I could scrape up another coin." On his first hunt, "using the Standard Zero Mode, it just lit up on a nice 1902 Barber half" dollar (right, above). Kevin continues, "On my second hunt, I was at a field that was hunted as hard or harder with very good detectors. I was going along in Standard Coin this time when I got a clear bell tone in every direction." He was thrilled to dig his oldest coin to date: an 1830 Large Cent (right, lower).



Rhode Island

**Wedding Courtesy of ACE 350**

Reaghan M. of Pawtucket, Rhode Island, wrote in to describe how "Garrett changed my life." She and her future husband split the cost of an ACE 350. They took turns using it to search for treasure, which helped bring them closer together.

It was just before dark one night when Reaghan made her best find—an 18k gold chain and charm which weighed a whopping 334 grams. "We used the money from the chain to get married and buy our wedding rings," she said. "My father bought



my new husband his own ACE 350 as a wedding present, because you can't take mine away from me!"

Texas

**Garland Lead Stash**



This cache of lead bullets was dug on farmland in Garland by ACE 250 user Stephen H.

Garland, Texas—hometown of Garrett Metal Detectors—may not seem to be the most likely place to recover Civil War era history, but that's exactly what Stephen H. of Sachse has done. He was using his ACE 250 to search farm property where an old house had once stood when he was a young man.

After pinpointing a strong signal, Stephen "dug a small hole about five inches deep and found a round lead ball." In all he recovered 20 lead musket balls and 14 three-ring lead bullets that someone likely stashed away sometime after the Civil War.



Reaghan, her new husband, and the wedding rings their first ACE 350 helped them purchase—courtesy of the large gold chain shown to the right.

**Garrett Users Win PRO-POINTERS in Vaughan  
Garrett's Favorite Find of the Month**

Here are some of the recent winners. Visit [www.garrett.com](http://www.garrett.com) to submit your story. You could be the next winner!

**SEPTEMBER 2010**

Raymond B. of Watertown, Tennessee, found this 1898 Spanish-American War dog tag with his GTI 2500. By working with the Spanish American War history board to trace the tag's enlistment number and regiment information, Raymond was able to locate the grandson of the tag's former owner. The family was thrilled to have a piece of their history returned that was completely unexpected.



(Above, below) Front and back sides of Raymond's winning 1898 ID tag.



**OCTOBER 2010**

ACE 250 user Michael F. of Madison, Tennessee, made Vaughan's favorite find of October with this 1904 St. Louis Fair token. It depicts the centennial anniversary of the Lewis and Clark expedition.



Michael found this 1904 token at 6" at a community center in Ohio.

**NOVEMBER 2010**

Iuliu-Cristinel P. from Romania recovered an ancient Roman gold seal ring in almost mint condition with his GTI 2500. The 28-gram gold ring has a Roman intaglio engraving that depicts a battle scene between mythological characters Hercules and Antaeus. Artifacts from ancient battles have previously been found near the location where this ring was dug.



Ancient gold Roman ring.


**DECEMBER 2010**

(See photo on bottom of page 12)

**JANUARY 2011**

The first monthly Pro-Pointer winner for 2011 was Houston M. of St. Augustine, Florida. He was hunting with his ACE 250 along the Florida beaches when he made a fabulous recovery.

Houston's father Roger related, "It was at least six inches down and it still had a couple of chain links which were lying next to it. An archeologist and historian in St. Augustine said he thinks the cross is of Celtic origin and could date anywhere between 1500 BC to 700 AD. It is around 2 inches long and at least 1 inch wide. I did some research on ancient religious symbols and found the early Celtic era symbols for their sun god was a circle with a cross or 'x' on it." Roger hopes someone might be able to offer more information on this cross.



Rodger's historic gold cross, recovered with an ACE 250 in Florida.

Keep submitting your stories! There are more PRO-POINTERS to give away.

# Infinium User Finding Earliest U.S. History

Florida

Bob Spratley of Florida has been using metal detectors to find artifacts for years. Not just any artifacts—but metallic artifacts that are from the earliest European explorers.

Bob and his friends have used their research skills and detectors to locate sites in Florida where French and Spanish explorers first arrived in the 1560s. Their recovered artifacts include silver, gold, copper, and brass coins that date to 1563, a beautiful white cross carved from white coral, Spanish and French buckles, buttons, and other relics such as a large French pike and dagger. Their goal remains to find the true mother load treasure, the French payroll for the 1565 fleet.

Although he has used all types of metal detectors in past decades, Bob now prefers to operate in a true All-Metal Mode on a multi-frequency machine. Since the fall of 2010, he has used an *Infinium LS* multi-frequency detector.

Bob credits the *Infinium* with being very sensitive to small, deep objects. One of the coins he found in December on the Florida coast was a French coin dated 1550. The area he was hunting is believed to be a camp site used by survivors of the French ship *Trinity*, which was wrecked in 1565. “This coin was found at a depth of 13” with the *Infinium*,” Bob related, “using the mono small coil in heavy palmetto brush. It took over an hour of digging and cutting roots to finally retrieve the coin.”



(Above) Bob Spratley on a Florida beach with his latest find—a Spanish reale.



Bob's *Infinium* finds made near the Florida coast in 2010 include (above) a 1550 French coin and (below) a pair of 4-reale Spanish cobs from 1619 (front sides and back sides shown in photos below).



**Read more about Bob Spratley's finds in RELIC QUEST, a new title from RAM Books.**



Another of Bob's early European coins found with the *Infinium LS* is this Spanish gold escudo.

England

## UK Couple's Rare Coins

Roger P. lives in rural England, where early history surrounds him. He and his wife Jo have been enjoying their *ACE 250*, purchased recently from Regton in Birmingham. As their time in the field increases, so do their impressive finds.

They include an Elizabeth I 1580 silver sixpence, an Edward III groat, and a lead disc featuring Pope Innocent IV, circa 1243–1254.



(Above) Coins and a lead papal token found in the UK by *ACE 250* users Roger and Jo.

Arizona

## “AT Pro is a Fine Effort”



Gold ring found with *AT Pro* by Walter H.

Walter H. of Golden Valley, Arizona, recently sent his early thoughts on the new *AT Pro*. “Took the unit out to our beach on the Colorado River. This spot is covered with nails everywhere and rusty bottlecaps and hot ground black sand,” he wrote. “The *AT* ran good. Nails were not a problem and I was able to ID the rusty bottlecaps. The *AT* is a deep seeker. Some of the coins were at 8 inches. In this ground, that's quite a trick in very heavy trash. Love the new DD coil. It will find a coin under a nail and just slips through trash. The *AT* is built like a tank but swings great.”

At a local park on his second days of use, Walter dug quite a few coins and a 10 k, 2.7 pennyweight gold ring. “I've been detecting for 37 years and have had almost all of the Garrett lineup and the new *AT Pro* is a fine effort by the Garrett team,” he stated. “Bravo to the designers.”

(Below, center) 1798 large cent found by *AT Pro* user George B. of Lindenwold, New Jersey, at 10-plus inches in his own yard.



(Above, left) 1905 Barber dime with “O” mint mark found by Mark S. of Ashburn, Virginia, with his *AT Pro*.



Vermont

## First AT Pro Recoveries



(Left) A 1787 Connecticut copper coin and (right) a U.S. bridal rosette found by Henry P.

“What impressed me was that 45 minutes after my first swing, I had a 1787 Connecticut copper,” Henry P. of Waterbury, Vermont, said of his new *AT Pro*. “The next day I went back to the same site and found a horse rosette with a great seal on it.”

## Early Finds with New Garrett AT Pro and ACE 350's



(Above) An 1805 Draped Bust copper coin found by Robert L. of Keene, New Hampshire, with his *AT Pro*.



(Above) This 1890 Texas Star from the Texas Spring Palace in Fort Worth was found by *ACE 350* user Johnny B. of Waco, Texas.

Tennessee

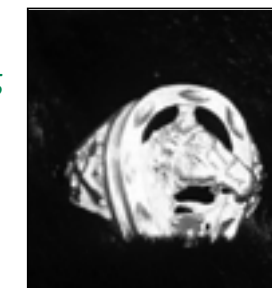
## First Day with ACE 350



Phillip P. of Madisonville, Tennessee, recently purchased a new *ACE 350* and joined the metal detecting hobby. He quickly assembled his machine, read through the manual, and then hurried out to a relative's home site to search. He very quickly dug this 1800's Postal Telegraph Company railroad button. “I was beyond excited and now I'm hooked for life,” Phillip wrote.

Illinois

## Dad's Ring Recovered with ACE 350



(Above) This ring was lost in 1995 by the father of Kevin M. of Genoa, Illinois. Days of searching failed to turn it up. “Dad passed in 2004 and the ring became a quest for me to find,” Kevin related. “I looked with other detectors through the years with no results until I received a Garrett *ACE 350* for my birthday in November. I brought the detector with me on Thanksgiving Day and the weather was bad. My son talked me into looking for a few minutes before dinner and I agreed if he would dig.” Kevin was obviously thrilled when he was able to recover his father's long-lost ring that day with the help of his new *ACE 350*.


Texas



Glenn S. of San Angelo found this 1853 half dime with his *GTI 2500* on property where a late 1800s outpost once stood to protect settlers from Indians.


## Old Money

California




Tyler M. of Caledonia, New York, bought a Garrett *Master Hunter CX Plus* this past summer. His first find with the *CX*—at a spot where an old sidewalk was being demolished—was this 1833 Large Cent.

North Carolina



Joe D. of Raleigh found this 1810 silver half dollar with his *ACE 150*. He also found Civil War bullets, two silver-plated butter knives, and other relics—on a site he had hunted years before with another machine.

Missouri



Dwight B. of Pacific, Missouri, found his first small cache recently near an old farmhouse. His *ACE 250* gave a repeatable dollar coin Target ID and, sure enough, Dwight dug an 1881-S Morgan dollar in excellent condition. He found it wrapped in a piece of oilcloth behind loose stones in the home's foundation.

France



Kuhn A. of France sent photos of a gold coin (*above and right*) he found with his *ACE 250*. It is a 10-franc Napoleon III coin from 1852.




Texas




Garrett employee Steve Moore also found a Napoleon III coin (*above*) from the 1850s, although his was not made of gold. This badly worn bronze 10-cent piece was dug near Italy, Texas, a pre-Civil War ghost town. Steve was using the *AT Pro*.

Ohio



*GTI 1500* user Dale M. of New Concord, Ohio, has found six coins dating from 1780 to 1821 on a local farm. Dale's finds include a 1793 Flowing Hair Large Cent (*above*), an 1821 Large Cent (*above, upper*) and a 1780 Spanish 2 reale (*above, lower*).

Michigan



"The *ACE 250* is a great detector, and the *Sniper* coil is a must have, if you hunt in trashy areas," advises Ken S. of Battle Creek, Michigan. He prefers to hunt home sites and areas where demolition takes place. "Debris from the houses made it hard to detect," he wrote. Since adding the smaller *Super Sniper* coil to his *ACE* detector, Ken's success on trashy home sites has shown a definite increase.

This photo of some of Ken's coin finds with the *Super Sniper* coil includes an 1880 Indian Head penny, an 1899 Barber dime and a 1928 Buffalo nickel.


Tennessee

### Infinium Cleans Up on Jewelry in the Surf

John C. of Hamilton, New Jersey, has primarily hunted saltwater beaches in his 25 years of detecting. After buying a Garrett *Infinium LS* pulse induction metal detector in 2010, he was convinced of its value almost instantly.

John found a few coins and a 14k gold heart locket during his first trip to the beach. On his second hunt with his *Infinium*, he found more coins, a gold earring and a 14k princess cut diamond solitaire engagement ring.

"The *Infinium* has already paid for itself and I cannot be more happy with it," John wrote. "It is now my number one beach detector . . . and after only two hunts! The unit is built solid, runs very smooth in the wet salt sand, and when in the suds or saltwater, all you have to do is re-ground balance it and adjust the discrimination ever so slightly to make it run stable."



John's 1.5-carat diamond ring find.

Illinois

### Pull Tab or Gold?

Jason from Chicago spent most of his first year hunting with the lower half of his Target ID range (dimes and lower) discriminated. On a recent hunt with an *ACE 250* at a local schoolyard, he opted to run with no discrimination—figuring he would encounter less pull tabs and bottle caps than usual.

"Not long after, I received a nickel/pull tab signal that I waved the coil over for about five minutes trying to decide

California

### Take Note of Old Trails

Attention to detail pays off, as proven by Bob C. of Montrose, California. He happened to spot a person crossing the park toward a restroom facility from the playgrounds. "When I looked at the location, an almost indistinguishable footpath could be seen," Bob wrote.

He thus began to search along the little path with his *ACE 350*. He soon detected a 14k gold ring woman's ring which contains nine small diamonds and six small sapphires.



Bob's *ACE 350* diamond / sapphire ring find.

Michigan

### Favorite Ring Find

Fred S. of Grand Rapids—a new owner of an *ACE 350*—sent in this photo of his favorite ring find made with his previous Garrett detector.



Fred's favorite ring find is this blue star sapphire with 2 diamonds in white gold.


## Jewelry Finds

Texas/Ohio


### \$1,200 Ski Lift Find



Jon B. of Huntsville, Texas, stopped by the Garrett factory in November to show us a 14k gold and diamond ring he had dug while using his *ACE 250*. He found the ring—appraised at \$1,200—at a ski area in Ohio below where the ski lifts operate.



patient, because you never know when that sketchy signal could bring you a great piece of gold!"



Jason's two gold rings found with an *ACE 250*.

## International Finds

### Czech Republic



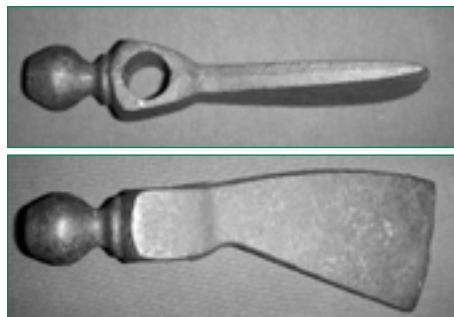
This Austrian 2-Heller coin was found in the Czech Republic by Jan S. with his Garrett *GTAx 550*. We appreciate Jan sending in this historic 1912 coin for display in the Garrett Treasure Museum.

### France



This unidentified ancient medallion was dug in southern France by Bruno P., who was using his new Garrett *AT Pro International* metal detector.

### Canada



Roy T. of London, Ontario, found this early styled pipe tomahawk using his *ACE 250*. The cast steel head measures 6.5" long with a cutting edge of 2.25".

"It has two decorative moldings around the top of the urn-shaped bowl, which measures 5/8" inside," Roy related. His research indicates that this pipe tomahawk was manufactured circa 1871-1879 in England for Canadian and U.S. peace treaties. Such pipe tomahawks were popular "peace pipes" in the 19th century. Native American chiefs who reached peace agreements in the early days would smoke from such pipes and then, literally, bury the hatchet.

### Russia

#### From a Fan in Russia

Roman K. from Nizhny Novgorod, Russia, expressed his appreciation for Garrett products by sending in a recovered coin for display in the Garrett museum. After buying his *GTI 2500* in March 2006, Roman has since added a Garrett *Sea Hunter* and *Pro-Pointer* to his arsenal. He is an avid instructor of newcomers to the detecting hobby via the Internet forums and has been featured on Russian television.

He mailed in an ancient silver coin for display in the Garrett Treasure Museum. "Being so much satisfied with my Garrett devices all the time, I want to say 'thank you,' and do something pleasant for the firm that gave to me such interesting hours and days of my hobby," Roman wrote.

The silver coin donated by Roman is actually the very first ancient silver coin found with his *GTI 2500*. These tiny coins (measuring only 1/4" in length) are often referred to as "fish scales" in Russia because of their size and extremely thin shape. This particular coin is from the reign of tsar Mikchail Fyodorovich, the grandfather of Peter the Great, who was in power during the early 1600s.

Roman was particularly thrilled with this find because it came in only his second month of detecting. "My friend with a *Minelab Explorer* called it 'trash,'" he recalled. "Then I dug it from 14-15 centimeters deep with a standard 9.5" coil."

We appreciate the museum piece, Roman, and wish you all the best in your future hunts!



This early 1600s Russian "fishscale" silver kopek coin was donated to the Garrett Treasure Museum by Roman K., a self-proclaimed Garrett fan. He found it at a 6-inch depth using a *GTI 2500*, and it was his first ancient coin find. (Dime shown for sizing.) (Below) Roman K. with his *GTI 2500* at a September 2010 rally in Russia.



Exclusive Garrett Graphic Target Imaging for size and depth!

PN: 1120570  
MSRP: \$1,099.95

**GTI™ 2500 Metal Detector**

- Non-motion Deepseeking All-Metal mode
- Pinpointing true size and depth measurement
- All metal search mode or discriminate mode

### Ontario, Canada

#### New DD Coil for 2500 is Considered "Outstanding"

Upon receiving a new 8.5" x 11" DD searchcoil for his *GTI 2500* in December, Jason C. of Napanee, Ontario, put it to the test. "My first trip was out to what was believed to be an old loyalist settlement ground just east of Kingston, Ontario," he said.

"I was getting old coins down to about 9" to 11". Even after digging a deep plug, I still had to dig deeper to locate my target! Since then, I have been to this site twice with outstanding results and no fatigue from the weight of the coil. I even had someone drive by on my last outing and tell me that he had been detecting this site for almost 20 years and it had been hunted out. As I proceeded to detect, the deeper coins kept coming out."

In two days, Jason's newest coin was 1990. Some of the others date back to the 1870s. Jason was kind enough to write "I am surely impressed" with his new Double-D search head, which he called an "oustanding new coil!"



These are a few of the many old coins Jason C. had dug deep thanks to his *GTI 2500*'s new 8.5"x11" *PROformance* DD searchcoil.



## Roman Coin Cache Found

Jack Lowry, a former Garrett employee, made a significant recovery during a July 2010 vacation to the United Kingdom. "I was touring a castle in Wales when one of the local shopkeepers asked me if I enjoyed metal detecting," Jack said. "He had noticed the Garrett T-shirt I happened to be wearing."

The shopkeeper invited Jack to join him for some detecting in the area that afternoon. "He didn't have to twist my arm!" he admitted.

The man loaned Jack a 1980s model Garrett *Groundhog* detector that he had owned for some time and the pair proceeded to hunt for several hours. Luck was on Lowry's side for he soon picked up a strong signal. He had only dug four inches deep before he began pulling Roman coins from the earth.

In the end, he retrieved 113 coins of varying size and thickness from about a six-inch wide area. "Whatever bag or container the coins were contained in must have disintegrated over time," Jack said. "After viewing the coins, my friend estimated their approximate age to be from about the 300 to 400 AD time period."



(Above) Close-up photo of one of the 113 Roman coins Jack recovered.

Texas

**It's Not Always How Much Your Detector Cost . . .**



Ricky B. of Amarillo, Texas, sent along a nice story about how he is able to enjoy treasure hunting with his Garrett *ACE 250*. An operation and crutches had put a hold on his treasure hunting ability for a while, but Ricky was determined.

He now rides his electric scooter to his hunt site and then supports himself with a crutch while swinging his *ACE*. "I have to admit, it's slow going, and takes a little practice and patience," he related. "But I love it."

Ricky is obviously pretty skilled with his *250*—he recently went behind his buddy in the park to "see how good my *ACE 250* was against his high-dollar detecting machine. Ricky soon dug several targets his friend had missed, including a Wheat penny and a diamond ring.

Ricky was even kind enough to let his buddy try out his *ACE 250* after he saw the ring!

(Left) Ricky B., his favorite detector, his ride, and his recent diamond ring find (inset photo) to far left

Virginia

**Civil War Relics with ACE 250**




(Left) In the center is a brass musket nose-cap from an 1861 rifled musket, with a small amount of gunstock wood attached.

Charlie H. of Rocky Mount, Virginia, hunts with an *ACE 250* for Civil War artifacts and does quite well. "I once had a detector that was considered 'top of the line,' he said. "The expensive detector worked, but to me, no better than my Garrett." Charlie sold the other unit and decided to stick with his "easy to operate" *ACE 250*.

He has made many good finds on a friend's farm that is located near an 1864 Civil War battle. In one small area, he dug six "dropped" (unfired) Confederate Gardner .54-caliber bullets and a brass nose-cap to a Civil War rifled musket. Part of the gunstock's wood is even still attached to the brass piece. "Isn't history great?" Charlie writes.

Michigan

**Ancient Copper I**




Some of the earliest evidence of "modern" civilization in North America dates back thousands of years. Here are two such copper artifacts found recently by Garrett users.

(Above and left) Arden M. of Houghton Lake, Michigan, with copper artifact he dug at 5" depth. Estimated age: 1,000 BC to 200 AD.

Wisconsin

**Ancient Copper II**



**December Winner: Find of the Month**

(Above) Larry F. of Green Bay dug this copper spearhead with his *GTI 2500* in his own back yard. "You never know where you might find treasure," he said.

**TWO WAYS TO EARN FREE GARRETT GEAR**



Every time a personal treasure hunting story is submitted, I become excited for the treasure hunter who made it happen. Each story has elements of excitement, expertise, effort, emotion, and sometimes just plain ol' good fortune. Well, in an effort to highlight my favorite discovery, I have created a monthly column simply called, "Vaughan Garrett's Favorite Find of the Month." Each month I will select MY favorite find, selected from the testimonials sent in by Garrett treasure hunters world-wide. My criteria will be based on what excites ME the most. It may be a great find, a great story, a great photograph, a great history lesson, or maybe just great heart-felt emotion.

The winner of "Vaughan Garrett's Favorite Find of the Month" will receive a free Garrett **PRO-POINTER!** This is my way of saying thanks to the person or persons who took the time to get out there, discover that treasure and submit their story to Garrett. Each month my column will be presented on the [www.garrett.com](http://www.garrett.com) website and also in *The Garrett Searcher*. Happy hunting and good fortune!

**Vaughan Garrett**  
VP, *Garrett Metal Detectors*

Vaughan Garrett's Favorite Find of the Month is selected from all entries received during the previous calendar month.

**2 Testimonial Thank-You Gifts for Everyone!**



Our way of saying thanks...If we choose to run your treasure photos or stories in the *Garrett Searcher*, we will send you a thank-you gift. Such items might include a Charles Garrett book, a Garrett shirt or cap, or even a new **PRO-POINTER!**

**How Do I Submit a Story?**

To have a chance to share with us, and the world, your treasure discoveries there are three ways to submit your favorite Garrett success stories:

Mail your story or photos to:  
**Garrett Metal Detectors  
Marketing Department  
1881 W. State St.  
Garland, TX 75042**

OR

Submit your story and photos electronically. Visit [http://www.garrett.com/hobby/hbby\\_story/](http://www.garrett.com/hobby/hbby_story/)

OR

Email your story in plain text format to [testimonials@garrett.com](mailto:testimonials@garrett.com) with photo attachments. Please indicate your name and a daytime phone number.

**PHOTOS:**  
Images need to be at least 3 to 4 MB and in sharp focus

Thanks in advance for sharing your success stories with other Garrett fans.

**GTI Finds**



Leonard P. of Blandon, Pennsylvania, sent this photo of the coins and jewelry he has found with his *GTI 1500* in three months of searching.

Richard B. of Texas City, Texas, dug up this old Shamrock Hotel key fob (right) while hunting with his *GTI 2500*. He found it to be a very interesting keepsake because "the opening of the Shamrock Hotel was one of the biggest social events ever held in Houston during the 1940s. The Shamrock Hotel's swimming pool was so large that NASA used it for astronaut training."



## Guest writer John B. of Edmonton, Canada says...

Who would have ever guessed that the price of gold would reach the plateau which it did near the end of 2010? And who would have guessed that using a metal detector to search for metal targets would find gold? Fast forward to early 2011, and you will be amazed at all the gold rings, gold necklaces, bracelets and diamonds which my Garretts have found.

Gold didn't come easy when I first started metal detecting. In fact, I found zero gold during my first two years metal detecting. The coins and some rings were plentiful, however, gold was the missing card. But, as the years went by, patterns started repeating themselves, and finding gold became easier. Two of the most important entities for finding gold are metal detector and location. My Garretts had no difficulty finding gold rings (if they were there), and researching locations became easier as time went on also. Finding some old beaches which had dried up years ago helped, and so did busy current beaches. Not living near water, I wanted to find a niche where gold rings could be found

## Happy Wife = Happy Life!

on land, near home. Well, I found that too. Sports fields!

The Garrett *Scorpion* had a natural attraction for gold, as that's what it's 15kHz ground hog circuitry was designed to find. It worked well....plain and simple. For water, I used a water proofed *ACE 150*, then moved up to an *Infinium*. Now a lot of people warned me that a PI (pulse induction) detector was not a very good instrument for fresh water lakes. Nothing could be further from the truth. It excelled in the water, and found a lot of jewelry missed by others using non-PI detectors. It sure



John from Edmonton, Canada, bought this new Toyota Yaris for his wife with the money he made from jewelry (below, left) recovered with his Garrett metal detectors!

pays (literally) to make your own decisions, and had I not used my *Infinium*, I would have missed lots of gold rings and chains.

I recently separated my gold jewelry into piles—rings, chains and bracelets. The price of gold was at an all time high and it was time to sell. I must admit, I suffered a little separation anxiety. Those gold finds brought back a lot of great memories from hunts. But on the other hand, there was nothing sentimental about each piece. They were just “found” somewhere, either lost or thrown. I did manage to return a few to the rightful owners. Prior to packaging them for the refinery, I allowed each of my four kids and wife to pick out a favorite ring and keep it as a keepsake. The rest, 99 rings, were sent!

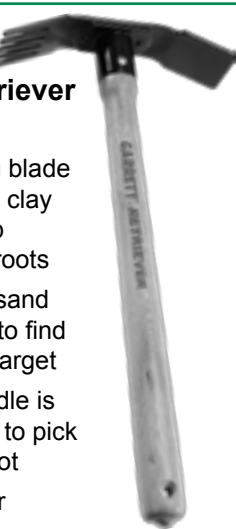
About three weeks later, I was rewarded with a check for \$9,387.80. I couldn't believe my eyes! It just so happened that my wife's vehicle had recently broken down, and it was questionable, due to its age, whether we should even repair it. It didn't take very long to make a decision, and a good one at that, to replace it with a newer car.

Two weeks later, we found a nice Toyota Yaris, great condition and good on gas to replace our old gas guzzler.

A happy wife = a happy life!

PN: 1625600  
MSRP: \$29.95  
**Garrett™ Retriever Digging Tool**

- Angled digging blade to pick through clay ground or chop through small roots
- Rake through sand and loose soil to find your treasure target
- Magnet in handle is strong enough to pick a 5.5-lb. iron pot
- Includes holster



## UK-based guest writer John Howland shares two success stories using *ACE 250s* at the beach

### “Bracelet Jack” Strikes Again!

Shortly after taking up the beachcombing hobby eighteen months ago, my hunt buddy Jack Dey, 73, bought an *ACE 250*, which he uses (as I do) almost exclusively with the larger 9”x12” **PROformance** coil (for greater depth and ground coverage). His strike rate is staggering.

Our hunting ground is the tourist trap of Bournemouth, arguably England's premier seaside resort with its miles of golden sands. On his first sortie with his then new *ACE 250*, Jack found two large heavy-duty solid silver bracelets and an amethyst/diamond ring. Since then, he has chugged merrily along finding coins, watches, digital cameras, mobile phones, and jewelry of all kinds. By early autumn, when the tourists have drifted away and the finds become scarcer, beachcombing becomes a matter of quality over quantity.

To prove the theory, on three consecutive days in September, he managed to find: on “Day One,” a Swedish, 9-carat white gold wedding band; and on “Day Two” a heavy, solid Sterling silver ring, with a Russian Hammer and



Collective view of Jack's three finds. 1. Silver Russian “Soviet-era” ring with hammer and sickle assay mark. 2. Swedish 9k white gold wedding band. 3. Tiffany of New York Sterling Silver bracelet.

Sickle assay mark dating the piece to the pre-1989 Soviet era. On “Day Three” saw the pièce de résistance: a delicate Tiffany's of New York Sterling silver bracelet that currently retails in the UK for £175 (\$262.50 approx).

The day prior to his three-day treasure spree, Jack and I were sitting on the promenade overlooking the golden sands, sipping tea and discussing the

local tidal drift. In order to protect the beach hereabouts, many wooden groynes project into the sea to thwart the beach-eroding tidal shift of the sand. In effect, the seven miles of golden sands are “boxed” into sections. It was this “boxing” that was the topic of our conversation.

Though the groynes slow the tidal drift, it nevertheless piles the sand from one groyne up against the “down drift” side of the other. Thus, the sand on the “up drift” side is much lower, bringing older coins and goodies well within the reach of a metal detector. Equally, the sand piled up on the “down” side also contains items of interest.

“I might give the downside a go next time I'm down here,” Jack pondered, adding, “Especially if the tide's right.”

Three days later, I got a call from Jack. “Hey, guess what,” he chuckled down the phone, “I found a silver Tiffany bracelet, right up against one of the groynes. It's a real treasure trap. Oh, nearly forgot, and a couple of rings as well.”

I have a feeling we haven't heard the last of “Bracelet” Jack Dey!

### ACE 250 Wet Sand Advice

There's a UK metal detecting ‘guru’ who advises *ACE 250* owners and potential buyers thereof, that while it's great on dry sand, it's less well suited to sea water soaked sand, adding ominously, to “stay well away from pools of water unless you intend to wash the coil!” Oh, dearie me. It ain't necessarily so!

In truth, these top-selling machines work so extraordinarily well in and around sea water-soaked sand, and over seawater-filled sand-pools, that you are in serious danger of enhancing your treasure hunting finds and enjoyment.

I have mine kitted out with the 9”x12” coil, and the SENS control knocked back to the 3rd or 4th segment, and regularly use it in and around exposed low tide sand bars and pools, where it easily locates £1 and £2-coins to between 4” and 6”, depending on the size and type of coin. The £2-ers make the biggest hit, and from their strength of

(continued on page 16)





ACE Wet Sand (cont.)

signal, I reckon there's loads more depth availability.

Certainly, with greater levels of experience, you can rack-up the SENS control to much higher settings, so long as you keep the searchcoil about one inch off the sand since any touchdowns

will set off the 'Belltone' in a series of confusing false signals. In all cases and modes, when operating over wet sand, try to REJECT everything to the left of the '5c' mark.

You will be amazed at the results. But always bear in mind: **It's dry sand for quantity, wet sand for quality.**

Poland



Adam W. from Poland sent in this photo of two buttons found in an area of a former German POW camp, Stalag Luft 4, used for Allied airmen. These American and British military buttons were found by Adam with his *GTI 2500*.



PN: 1166000  
MSRP: **\$149.95**

**PRO-POINTER® Metal Detector**

- Pinpointing Tip and 360° side scanning capabilities
- Audible and vibrating alarms intensify based on target proximity

For more information and an online video, go to [www.garrett.com](http://www.garrett.com)

Kentucky

**Young Coinshooter Shows Dad How It's Done with her ACE 250**



(Above) Katie B. holds up a newly-recovered 1852 three-cent piece (below).



Geoff B. of Cadiz, Kentucky, has been detecting a few years with his Garrett *GTP 1350* and thoroughly enjoys the hobby. His 17-year-old daughter Katie showed enough interest in the sport that he recently bought her an *ACE 250*, and she dug a wheat penny on her first detecting outing.

Geoff and his daughter went to an old lot that he had hunted twice before. Within minutes, Katie had unearthed a 1902 Barber Quarter! Two days later, the two hunted the site of an old hotel which stood from 1817-1925. In no time at all, she had dug an 1891 Indian Head Penny and a 1917 Wheat Penny. "Two days...two hunts...and Katie had already dug an old silver quarter, an old Wheatie, and a pre-1900 Indian Head," recalled Geoff. "And I hadn't found anything. She had officially 'skunked' me."

During their next visit to the old hotel site, Katie called out after about 30 minutes to her father, "You are so gonna hate me!" When Geoff ran over to look, he found that Katie was holding "a gorgeous 1852 3-cent piece! Unbelievable! She's off to quite an amazing start, I would say...and is an awesome testimony for the hunting ability of that Garrett *Ace 250!*"

Canada



Matthew T. from Edmonton, Alberta, plans to use his new *Scorpion Gold Stinger* for gold prospecting in the spring. His first gold in December, however, was this 14k yellow gold girl's toe ring, found in a local park.

California



Kim E. of Napa, California, found this 9.4 gram, leopard-motif gold ring on a playing field adjacent to a local parochial school. A jeweler later appraised the ring at \$850.

Colorado

Fred K. of Parker, Colorado, makes a habit out of using his metal detectors to help other people. When a coworker lost his wedding ring on a hunting trip, Fred trained him how to use one of his three Garrett metal detectors and let his buddy use the machine until the ring was found.

Fred also enjoys when he can do the search and recovery work himself. He noticed an ad on Craigslist on Thanksgiving day asking for help with a lost wedding ring. Fred and his wife drove over to help the man scan the playing field. "They had spent hours searching the field and in two minutes my backup *GTA 500* hit it," Fred wrote.

Although the man wanted to pay him, Fred would only accept a photo (*show below*) of the two posing with the recovered ring as his payment. "I think I've convinced a few more folks that this hobby and Garrett detectors are worth their weight in gold," he added.



Fred K. (right) was happy to spend the day after Thanksgiving helping a stranger find his lost wedding ring.

**Garrett users will tell you: the treasures you are able to return are often more satisfying than those that you keep!**



Texas


Matthew L. was frustrated that his expensive metal detector failed to find his wife's lost wedding rings in his own Silsbee, Texas, yard after months of searching. He decided to try a Garrett *ACE 250*, and was soon very pleased with his new brand.

"Within two hours of assembly and searching, I was able to find her rings in an area I went over dozens of times, at least!" Matthew reported. "Her rings are small, so it was easy for a detector to pick them up as Coke tabs—which is a good lesson to all to look anyway if it gives a pull tab reading."

Matthews says that his wife "was so happy with my find. I am very proud to be an owner of a Garrett detector."



Matthew turned to an *ACE 250* to finally locate his wife's lost wedding rings.



Travis B. used his *ACE 250* to return this lost wedding ring to its owner and collect a reward.

Florida

Andrew R. and a fellow *ACE 250* user recently answered the call to help someone who had lost a gold ring while playing football in the park. The search took more than five hours, netting Andrew pocketsful of coins and the ring owner's gratitude. "It truly makes you feel good inside to be able to do this for someone," said Andrew.



Andrew R. of Margate, Florida, used his *ACE 250* to return a lost ring (right) to its owner.



Washington

Some treasure hunters turn their detecting skills into cash. Case in point is one Travis B. of Colville, Washington, an *ACE 250* owner. He recently heard a local radio show where callers can list, buy, sell, or trade items. He heard a caller offering a \$100 reward for anyone who could find her lost wedding ring.

Travis met her at the parking lot where her gold and diamond ring had been lost. "I had a small gold coin to test my detector with and to narrow my fields to just gold," he said. "Once done, I scanned the whole area with overlapping sweeps, and then . . . BEEP! BEEP!" Travis reached down and recovered the ring from the snow (and his reward).

Texas

**\$7,000 Ring Recovery**



Cliff L. of Rockport scooped this beauty from the sand along a Port Aransas beach boardwalk. He was using a Garrett *GTAx 750* and read this target as a nickel. When taken to a local jeweler by Cliff, the ring was appraised at \$7,261, containing a 1.4-carat flawless diamond.

New York

**Tiffany's Silver and Gold Jewelry**



New Yorker Robert P. enjoys annual vacations with his wife to Myrtle Beach, South Carolina. He brings his *ACE 250* along to clean up on the beaches. His best beach find from 2010: a 14k white gold chain and heart with 12 diamonds and a .925 sterling silver chain with a Tiffany & Co. heart pendant that was wrapped around the gold chain.

Oklahoma

**First Coin Cache is a Beauty**



After three years of detecting with his *ACE 150* and *ACE 250* metal detectors, Kenneth A. of Oklahoma was thrilled to find his first cache of old coins. His persistence in hacking through roots and hard dirt finally produced an old Ball jar that contained 29 nice coins: three Morgan silver dollars (dates ranging from 1878-1921), a 1922 Peace dollar, four Barber half dollars (1899-1902), four Walker half dollars (1937-1944), three Barber quarters, two Standing Liberty quarters, two Barber dimes, four Liberty V-nickels and six Indian head pennies.

"I don't imagine I will ever find anything as great as this again," admits Kenneth, "but I hope I do and you can bet it will be with my Garrett detectors in hand."

Rhode Island



An 1818 U.S. Large Cent (left) found by Albert C. of Hope Valley, Rhode Island. "I was using the *Sniper* coil and the *ACE 150* was screaming *coin, coin, coin*," he said.

Michigan

**"Daddy's Little Hunting Buddy"**



(Above) Greg V. and his 5-year-old son are now true treasure hunting buddies

"In the past I have owned a couple of metal detectors but with my recent purchase of the Garrett *ACE 350* and a Garrett *Pro-Pointer*, I found a treasure of immeasurable proportion," wrote Greg V. of Mackinaw City, Michigan. "While hunting in a park in northern Michigan, I stumbled upon a small 14k gold cross in a playground area. It was this find along with many coins that sparked my 5-year-old boy to be daddy's little hunting buddy . . . Now my little boy is holding my Garrett *Pro-Pointer* by my side waiting for the next ping of possible treasure. Therein lies the best treasure found—the time I have with my 5-year-old little boy."



(Above) Some of Greg's recent *ACE 350* coin and jewelry recoveries.

**Relic Quest: A Colorful New Release from RAM Books**

Locating and preserving artifacts from significant periods of history is not a new fad. It has, however, become more popular in recent years as more sophisticated metal detectors make the quest available to more people.

Author Stephen L. Moore, a Garrett employee, has written *Relic Quest*, a new book geared to help the relic hunter. Some of the basic topics include: detector technology, single versus multiple frequency machines, using discrimination, overcoming target masking, field safety, and how to research relic sites that hold good potential.

Moore weaves in the success stories of dozens of veteran relic hunters from across the United States and abroad. They share many photos of their prized finds as well as tips on field scouting, working iron-laden home sites, cleaning relics and many other techniques.

Other chapters focus on particular types of relic hunting such as Civil War, American Revolution, Texas Revolution, the Colonial period, frontier wars, campsites, ghost towns, underwater rel-



*Relic Quest* includes full-color galleries to help relic hunters begin to identify their buttons, bullets, belt plates, and other finds.

ics, homesteads, farms, organized hunts and more.

More than 500 pages in length and packed with more than 1,000 color photos, *Relic Quest* will appeal both to relic hunting's newcomers and to more seasoned veterans.



Visit the Garrett website to preview the book's table of contents as well as some sample pages. See the back cover of this *Garrett Searcher* for part number and pricing information on this latest RAM book.

**Charles Garrett Shares His Relic Hunting Tips for *Relic Quest***



Charles Garrett is among the veteran relic hunters who contributed advice and photos to *Relic Quest*. The relic collection above, from a fort site worked by Garrett, is on display in the Garrett factory's museum in Garland.



PN: 1651300  
MSRP: **\$29.95**  
**Gold Pan Kit**  
World Famous Proven/Patented Gravity Trap® Gold Pans

- 14" Prospector pan
- 10" Backpacker pan
- Classifier
- Gold guzzler bottle
- 2 Gold vials
- Tweezers
- *How to Find Gold* field guide by Charles Garrett and Roy Lagal

To find a Garrett dealer near you go to [www.garrett.com](http://www.garrett.com)




1881 West State Street  
Garland, Texas 75042

PRSRT STD  
U.S. Postage  
**PAID**  
Permit No. 179  
Garland, TX  
75040

## NEW From RAM Books!

Learn how to find more coins and relics from the early periods of history!



532 pages, soft cover  
More than 1,000 color images  
Part No. 1510000  
\$22.95 MSRP

Civil War, Revolutionary War, Colonial, Texas Revolution, Shipwrecks, Homesteads, Ghost Towns, Camps . . . Relic hunting tips and techniques for all types of hunting are covered in this heavily illustrated handbook.



(Right) Sample photo from *Relic Quest* of four Confederate Civil War plates found by a group of Mississippi relic hunters.

## THE GARRETT SEARCHER™

© 2011 Garrett Electronics, Inc.

Spring 2011, No. 52 P/N 3500052

### Publisher

Charles Garrett

### VP, Director of Public Relations

Vaughan Garrett

### Editors

Steve Moore, Hal Dawson

### Photography/Graphics

Brian McKenzie, John Lowe

Published by:

Garrett Metal Detectors  
1881 West State Street  
Garland, TX, USA 75042-6797

Telephone: 972.494.6151

Toll Free: 1.800.527.4011

Email: sales@garrett.com

Web site: www.garrett.com



To find your local Garrett dealer, visit  
[garrett.com](http://garrett.com) or call 800-527-4011.

