

THE GARRETT SEARCHER



Fall 2006 Edition Garrett Metal Detectors

My Upward Path

For half a century I have journeyed an upward path as I pursued the goal of becoming a better and more efficient treasure hunter. The path has always been upward because of lessons I learn with each sweep of my searchcoil. Also, each target I investigate and recover enables me to draw nearer to this elusive goal.

For more than forty years, achieving the goal has led me to design and manufacture detectors that have helped hobbyists all over the world to find more treasure.


My continuing journey has been a pleasant one indeed as I have been joined by hundreds of thousands of fellow treasure hunters. They continually tell me how their lives have been enriched by the detectors it has been my privilege to provide,

as well as the books and articles I have written to help instruct them.

The constant improvement of the Garrett detectors themselves—which continues to this day—demonstrates this upward path. The path is further illustrated by the pleasant journey that a novice treasure hunter today can make through the use of Garrett detectors.

He or she enters the hobby by purchasing one of our ACE instruments and one or more of my books or videos on the use of detectors. Simply turn on one of our “one-touch” detectors by touching a single touchpad and immediately begin searching for treasure. After practice and study, you will become more skilled at finding treasure.

Garrett has detectors with more features and options to



Charles Garrett, CEO of Garrett Metal Detectors, author and master treasure hunter

easily facilitate this upward move. The experience gained from using an ACE translates easily into the knowledge required to understand and find treasure with more advanced Garrett instruments, such as the GTAx 550, GTP 1350 and, finally, the Imaging detectors, GTI 1500 and 2500.

Continued on page 2

INSIDE THIS ISSUE:

Underwater Explorer
Motivates Kids..... Pg. 2

NEW BOOK!
Treasure Hunting Tips by
Charles Garrett..... Pg. 4

SOLVING CRIMES:
CSI 250 Used in Forensic
Research..... Pg. 5

SEARCHER SLEUTH: Try
Our Fun & Games..... Pg. 7

FROM THE FIELD: Garrett
Success Stories..... Pg. 8-9

NEW ACE ACCESSORY:
Environmental Cover... Pg. 11

Underwater Explorer Motivates New Seekers

Garrett dealer Scott Mitchen takes great pride in motivating kids to find real-life adventures. Teachers report after one of his treasure-hunting presentations that “kids run to the library instead of to their video games.”

Scott is president of International Explorations (IE), a business that has grown out of his own real-life adventures. Based in Ashland, Wisconsin, IE is dedicated to researching and recovering historic treasures and artifacts, particularly those lost beneath the waves. International Explorations also seeks to bring history alive by sharing these treasures with the world through educational programs, exhibits, books, and films.

Scott began exploring the lakes and rivers of Wisconsin at age 13. His pursuit of historic treasure has taken him to oceans around the world, including dives on several historic vessels off the coast of Venezuela. One gold and silver laden pirate ship reportedly dates back to 1683.

His adventures have been featured on ABC World News, CBS This Morning, CNN, and the History Channel; and he has been in magazines that include *Popular Science*, *Life*, *Forbes* and *Better Homes & Gardens*.

As for finding treasure, he is thrilled with the Garrett Sea Hunter Mark II. “I’ve gone over all of my sites again with the Sea Hunter,” he says, “and found things I could never read with other machines.”



Scott Mitchen displays coins, jewelry and other treasures found in the past two years—primarily with his Garrett Sea Hunter II metal detector. For more information on his company, visit www.internationalexplorations.com.

Cover story continued

Specialized instruments—the Sea Hunter Mark II, Scorpion Gold Stinger and the highly advanced Infinium LS—are also available.

It has been the continuing aim of the Garrett Metal Detector Company to provide precisely all of those instruments—

with similar terminology and operating characteristics—that individuals will require to sharpen their skills steadily as they move up the path and advance from a novice to become a professional treasure hunter.

Thus, hobbyists who begin their careers with a Garrett detector will never have to “switch horses” and use any

other brand of detector as they continually improve their skills. Come join me in the pursuit of treasure hunting excellence.

I’ll see you in the field,

Charles Garrett

Charles Garrett

Unwrap Holiday **SAVINGS** Packs!



GTI **2500**™

Pro Package

Part # 1120580

You Receive FREE:

- 12.5" Imaging Searchcoil
- Garrett Headphones
- GTI Supreme Case
- Instructional DVD

Only \$1,099⁹⁵

SAVE \$379.85!

Total Value \$1,479.80



ACE **150**™

Enhanced Package

Part # 1138050

You Receive FREE:

- ACE Sport Visor
- ACE Sport Phones
- ACE Instructional DVD

Only \$179⁹⁵

SAVE \$24.90!

Total Value \$204.85

Savings package offers valid from October 1—December 31, 2006.

New
Book

Charles Garrett Tells How to Find Lost Treasure


New
Book

In his continuing effort to help metal detector hobbyists hunt more successfully, Charles Garrett has just written a new tips and techniques booklet intended for enthusiasts of any experience level in using metal detectors. *How to Find Lost Treasure* is a pocket-size illustrated booklet which is designed to be taken into the field by treasure hunters.

"Finding treasure with a metal detector is easy!" Garrett says. "It's simple once you know how. The purpose of this new booklet is to help treasure hunters everywhere learn how." He "guarantees" that treasure will be found "if you use a quality metal detector and make the necessary effort."

The new booklet points out that today's metal detectors are almost unbelievably easy to use. "Touch a single control on a modern computerized instrument and begin finding treasure immediately," Mr. Garrett declares.

He points out that over the years, Garrett Metal Detectors has been a leader in the progress made in detector circuitry and design. "Year by year, we steadily improve all of our instruments," he observes. "But, the advancements made by the Garrett Engineering Lab in just the past few years have been truly breathtaking."



Garrett, who has been finding treasure with metal detectors of his own design for more than 40 years, has been teaching others how to use his detectors for nearly that long through magazine articles, books, videos and personal instruction. The new 72-page "how-to" booklet points out that treasure can be found "even in your own backyard." *How to Find Lost Treasure* also offers step-by-step instruction and is divided into these three steps:

- Locate treasure "hot spots"
- Identify buried targets
- Recover items professionally

Equally as important as a modern detector, Mr. Garrett points out, is the hobbyist's *desire* to find treasure. "You

must enjoy being out in the fresh air in good weather and bad," he says.

"You must understand and tolerate the aches and pains that come with stooping and squatting as you use a detector. You must expect to get your hands dirty digging up treasures. Finally, you must enjoy hunting with a detector even when you're not finding anything."

How to Find Lost Treasure helps the reader to understand the role of research in successful hunting; efficiently search over his or her target area to find the real treasures; and use the types of tools that are most appropriate for different recovery areas. The book also includes a glossary of commonly-used metal detecting terms.

Garrett assures his readers that "success will come" when you follow the three basic steps outlined in his new booklet.

To obtain a copy of Charles Garrett's *How to Find Lost Treasure* booklet, see the back cover of this *Searcher* issue or visit your local Garrett dealer.

**See back cover
for FREE offer on
Charles Garrett's
new book!**

Solving Crimes: The Role of the CSI 250 in Forensic Research

Sometimes police are lucky enough to find the proverbial “smoking gun” at a crime scene. Other times expert crime scene investigators, armed with the right tools, can find evidence that is equally convicting.

Using a Garrett CSI 250 (Crime Scene Investigator) metal detector in early summer 2006, the Garland Police Department made a find that they hope will convict a group of suspects in a recent murder.

While searching the scene where the body was found, the Garland forensics team found a number of spent shell casings where a shooting had taken place. Senior forensic investigator James Rogers used his Garrett CSI 250 to recover a projectile—considered a key piece of evidence—on the

shooting scene. Rogers’ CSI 250 picked up the projectile in the ground and clearly indicated on the display that his target was the exact caliber projectile he was hoping to find.

“With outdoor shootings, we’re searching for two things: projectiles and shell casings,” explained John E. Mowery, program manager and supervisor of forensics with the support services division of the Garland Police Department. “Sometimes, even when the shell casing is ejected from the gun, it goes under the blades of grass or leaves where you can’t see it. Sometimes, they’re only an inch down, just under the grass, but you can’t see them, especially at night.”

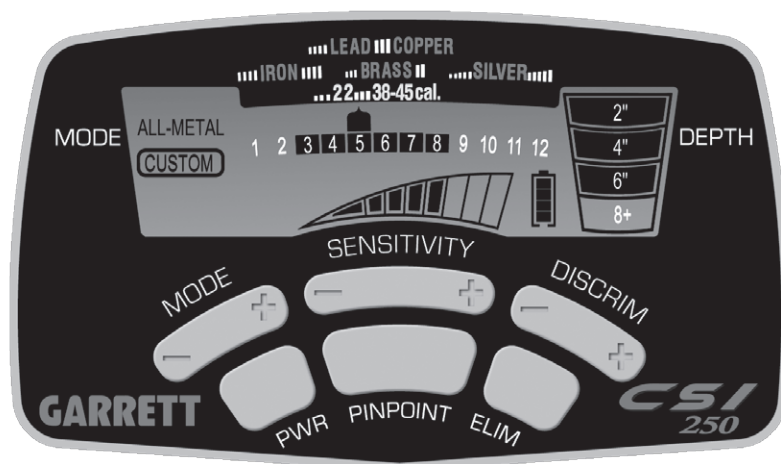
In this recent crime scene, the use of a CSI 250 to find the

projectile was more important than just the casings. “The projectile is the portion of the bullet that actually went through the victim,” Mowery explained. “On a fairly intact projectile, there will be what are called striations—markings that the barrel of the gun makes on the bullet as it passes through it.”

Crime scene investigators can then test fire a suspect’s weapons to determine which gun has matching striations. Just like DNA, striations hold up well in court. “If they match up,” said Mowery, “then you can say *that* gun fired both bullets. No two guns will make the exact same striations.”

At this recent crime scene, the projectile was embedded several inches in the ground. Without a metal detector, it simply would not have been found.

Mowery, Rogers, and other forensics experts with the Garland Police Department have gained considerable experience using Garrett metal detectors on crime scenes. About seven years ago, Mowery was challenged with trying to find the projectile that had passed through a victim in a backyard which was filled with deep San Augustine grass. At that time,



Garrett’s CSI 250 metal detector was designed to help forensics experts quickly locate shell casings and other evidence at crime scenes. The black indicator, ■—above No. 5 on the scale—told the crime scene investigator that he had probably detected the caliber of projectile that he was searching for.

Continued on page 11

Garrett's First Gold Found With a Garrett

Call it beginner's luck, but young Garrett B. calls it the find of a lifetime.

New to the hobby of treasure-hunting, this Arizona youth recently joined his grandfather Jim in a search for gold. As fate would have it, he found his first gold on that hunt. The metal detector he was using was—appropriately enough—a Garrett ACE 250.

Garrett was searching Rye Patch Reservoir in Nevada with his grandfather when he made his exciting discovery. This multi-day July trip was sponsored by Gerry's Metal Detectors of Boise, Idaho, and included enthusiasts from Colorado, Nevada, Tennessee and Washington. Although each of the hunters on this particular trip was lucky enough to find some gold, it was young Garrett's first discovery.

"Garrett was eager to learn and use his new Garrett ACE 250 metal detector," related search organizer Gerry McMullen on his website. "After all, what young boy would not love to own a metal detector with the same name as his?"

Gerry's searchers worked over the soil near Rye Patch Reservoir, hoping to pick up the signal of gold. While many kids, and adults, dream of going right out and finding gold, most will tell you that it's not usually that simple. Many holes are

FABULOUS FIRST FIND

dug and filled in again without so much as a spec of dust being unearthed.


While young Garrett's first gold nugget will not allow him to retire at a young age, to him the find was priceless!



(Above) Garrett B. with his grandfather Jim on a treasure hunt in Arizona. He used a Garrett ACE 250 to make his first exciting gold discovery.


(Left) Garrett displays his first gold nugget.

Searcher Sleuth: Games for the young and the young at heart!



Our little searcher needs your help in finding the lost treasure. Can you make your way through this maze to reach the treasure chest?

Good luck!



Treasure Tools Word Search

Okay, treasure hunters: here's your chance to search out the hidden words. Each of these items can be used as a key to successful treasure hunting. (SOLUTION ON PAGE 10)

- | | |
|------------|----------------|
| Apron | Metal Detector |
| Coin Pouch | Probe |
| Coins | Research |
| Computer | Screwdriver |
| Flashlight | Searchcoil |
| Gloves | Sickle |
| Hot Spots | Sifter |
| Knife | Tools |
| Lawn Mower | Treasure |
| Maps | Trowel |

R N X H V H F E L E R R S Y X W A J
 E S O T L E C A R E P O T N G O O R
 Y H J R F K W U V I T T O K H X C M
 S K W I P N S I G I P C P P Q V O G
 I E N S M A R H C R A E S E R K I R
 Y K A O E D S L O O T T T N G M N O
 O O W R W T R O W E L E O O S E P V
 S E T E C Q H M J R C D H B T T O I
 R I R B W H F L A S H L I G H T U E
 A C C X Q G C T B P H A H S N V C B
 S R V K L D P O S U S T N I X R H O
 T T E O L I N G I F L E Z F R R S R
 H O V T Z E P Q P L Q M D T N T F P
 S E K T U J Y V M Q D K F E D U M K
 S R C R K P C O I N S E K R X U B Z
 Q O H X E Y M G T O F H M L V A T F
 U L P O K W Y O D B D V N H N M I M
 F B X D P G S Z C N H M C V I M G K

Hint: All words listed above may appear in the puzzle horizontally, vertically, diagonally or backwards.



ACE 250 user Aaron proudly displays some of his recent jewelry and coin finds (lower photo and above).

Lost and Found

About two weeks after purchasing the ACE 250, I headed to the beach to hunt. Not long after, I got a signal that hit just below the nickel slot, so I decided to dig. In the second trowel of sand, out falls a white ring!

Later that week, I took it to a jeweler and they appraised it between \$250-\$300. I had more than covered my new ACE 250! I also found a silver necklace very close to the ring on the same day. Thank you for a wonderful entrance into a great hobby.

—Aaron T., Michigan



From the Field

Garrett Owners Share Their Success Stories

Helpful Stranger Aces a Wedding Band Find

As I was detecting at Avila Beach, California, with my Garrett ACE 250, a man approached me with a look of despair in his eyes. He asked me if that thing would find gold.

"Yes," I replied, "Why?"

He told me that he was throwing a football with his son and his gold wedding band flew off. He mentioned how heartbroken his wife would be

and how hard it was going to be for him to explain his loss. He asked if I could try and find it for him.

I started to sweep in a direction away from his son. When I got about twenty feet away, he said, "I don't think it went that far." I headed back. About ten feet from him, I heard a familiar ding-ding. When I shook the sand out of my scoop, there lay the ring in the bottom!

The look on his face told the whole story. Now, he could go home and tell his wife the story of a helpful stranger and, for him, the find of a lifetime.

Just another gold band to another detectionist, you might say? True, perhaps. But for me, I truly consider this my find of the year.

—Stephen M., California

Worth Its Weight in Gold

I bought my Garrett Infinium LS locally about nine months ago. On a recent hunt to the mountains south of Tucson, I found this 13.7 pennyweight gold nugget. It's very rare to find a gold piece of this size. Thank you, Garrett!

—Allen S., Arizona



Allen discovered this sizable gold nugget in 2006 with his Garrett Infinium LS detector.

Montana Capitol Fight Pin Found With GTI 2500

In the late 1800s, two of Montana's "Copper Kings," Marcus Daly and William Clark, fought a famous and controversial political battle over where the state capital should be located. In 1894, the voters chose Helena over the town of Anaconda.

George and I were detecting near an old homestead in Anaconda when I got a "quarter" hit with the GTI 2500 using the big 12.5" coil. My reward was this copper political pin that shows the dome of a capitol building and reads "Anaconda, the capital of Montana." This is only one of dozens of local historical pieces—including trade tokens,



Friends Tim (above left) and George with their 1894 Montana capitol campaign medalion (left).

a presidential political pin, military buttons and buckles, copper mining badges, and copper arrowheads—that we have found with our GTI 2500s. Thanks for a great machine!

—Tim S. & George W.,
Anaconda, MT

Field of Dreams

I found over 100 silver coins this year with my ACE 150! This picture is of my best—my oldest coin to date. It's an 1874 quarter, found about six inches down in the outfield of an old ball park. This is no entry-level machine!

—Craig W., Alberta, Canada



Craig (below) with his ACE 150 and (left) the 1874 quarter he considers his top find so far.



Coin Hunting Funds Searcher's New Purchase

Being a Garrett fan for many years and owning a Freedom ACE Plus, I decided to purchase the ACE 250 in the spring of 2005. I found the ACE 250 very easy to use and it offered features available on higher-end detectors. Having the pinpoint feature is a time-saver. I find it very accurate on coins, silver and gold.

My compliments to Garrett and staff for building such a durable machine. I am a very serious type user that can hunt up to eight hours, two to three times a week. Attached is a photo of some of my keepers from this past summer 2006.

Not shown are piles of modern clad that were used to purchase a digital camera!

—Richard C., Nova Scotia, Canada



Richard from Nova Scotia shared this image of rare coins and jewelry he found in summer 2006 with his ACE 250.

Garrett on the Go...

Netherlands Dealer Proudly Displays His "Ace"

Long-time Garrett dealer Leo Kooistra shared this snapshot with us recently. His company vehicle now displays a full-color image of Garrett's ACE 250 metal detector, one of the favorites at Kooistra Detectors in the Netherlands.



We Want to Hear From You!

To make sure that you don't miss any exciting issues of *The Searcher*, we need your help. If you have moved, or are planning to move, please give us

your new address. Or if you would like to have your name removed from our mailing list, please make us aware of this as well.

To update your address and contact information, please contact us at:

**1-800-527-4011 or
sales@garrett.com**

Share your best discoveries with The Searcher for future issues!

You can submit treasure hunting success stories to us at testimonials@garrett.com. For more information on how best to submit your story and photos, visit: www.garrett.com/hobby/submitastory.htm for details. Or, send in your stories via U.S. mail (see back cover address).

WORD SEARCH SOLUTIONS FROM PAGE 7

R	N	X	H	V	H	F	E	L	E	R	R	S	Y	X	W	A	J
E	S	O	T	L	E	C	A	R	E	P	O	T	N	G	O	O	R
Y	H	J	P	F	K	W	U	V	I	T	T	O	K	H	X	C	M
S	K	W	I	P	N	S	I	G	I	P	C	P	P	Q	V	O	G
I	E	N	S	M	A	R	H	C	R	A	E	S	E	R	K	I	R
Y	K	A	O	E	D	S	L	O	O	T	T	T	N	G	M	N	O
O	O	W	R	W	T	R	O	W	E	L	E	O	O	S	E	P	V
S	E	T	E	C	Q	H	M	J	R	C	D	H	B	T	T	O	I
R	I	R	B	W	H	F	L	A	S	H	L	I	G	H	T	U	E
A	C	C	X	Q	G	C	T	B	R	H	A	H	S	N	V	C	B
S	P	V	K	L	D	P	O	S	U	S	T	N	I	X	R	H	O
T	T	E	O	L	I	N	G	I	F	L	E	Z	F	R	R	S	R
H	O	V	T	Z	E	P	Q	P	L	Q	M	D	T	N	T	F	P
S	E	K	T	U	J	Y	V	M	Q	D	K	F	E	D	U	M	K
S	R	C	R	K	R	C	O	I	N	S	E	K	R	X	U	B	Z
Q	O	H	X	E	Y	M	G	T	O	F	H	M	L	V	A	T	F
U	L	P	O	K	W	Y	Q	D	B	D	V	N	H	N	M	I	M
F	B	X	D	P	G	S	Z	C	N	H	M	C	V	I	M	G	K

Protect Your Detector



Attention Ace Owners:

Garrett's new Environmental Cover-Up protects against light rain and dust while still giving you easy access to the control panel.

ONLY \$14.95!

Part # 1619900

ACE Environmental Cover-Up



Fits Ace 150 and Ace 250 models!

1-800-527-4011 (USA and Canada)

CRIMES (continued from pg. 5)

the department was utilizing Garrett 500 series detectors with Crossfire searchcoils while working crime scenes.

"You'll never find it," a superior challenged him.

"That immediately became my mission," recalled Mowery. "And, in about fifteen minutes, I had found it!"

Garland Police Department's state-of-the-art crime scene investigation facilities are certainly impressive. Other city, state and federal groups have contacted Garland over the past few years to either tour their building, gain knowledge, or pattern new forensics facilities after those of the Garland Police Department.

Company founder Charles Garrett has long supported law enforcement and has offered his many years of metal detecting experience to help train such crime scene investigators in the proper use of his equipment. Garrett engineers have listened over the years to the requests

of forensics professionals to improve detectors that better fit their needs.

For example, Garrett's CSI 250 works similarly to the popular hobbyist metal detectors. "We took our latest technology and then customized it to address law enforcement needs," explains Bob Podhrasky, Senior Vice President of Garrett Metal Detectors. "It has a new platform and new circuitry, a 6.5"x9" submersible searchcoil, and better sensitivity for locating specific types of metallic evidence, including shell casings, at crime scenes.

"The CSI 250 can be used effectively to discriminate out unwanted metals to shorten the search time," Podhrasky adds.

Forensics experts have noticed several key benefits of Garrett's CSI 250, as compared with prior models of metal detectors they had used. "It's lightweight, and it's user-friendly with its pinpointing



Forensics investigators can save time searching a crime scene with the pinpointing technology of the Garrett CSI 250.

ability," forensics supervisor John Mowery notes. "In law enforcement, the easier it is to use, the more it gets used."

"I think metal detectors should be a standard part of a police department's crime scene investigation," Mowery said. "Many times, without the metal detector, you're not going to find the evidence."



1881 West State Street
Garland, Texas 75042

PRSR STD
U.S. Postage
PAID
Permit No. 179
Garland, TX
75040

THE GARRETT SEARCHER

© 2006 Garrett Electronics, Inc.

Fall 2006, No. 42 P/N 3500042

Publisher
Charles Garrett

VP, Director of Marketing
Vaughan Garrett


Editor/Feature Writer
Steve Moore

Contributing Writer
Hal Dawson

Graphics
Brian McKenzie

Published by:
Garrett Metal Detectors
1881 West State Street
Garland, TX, USA 75042-6797
Telephone: 972.494.6151
Toll Free: 1.800.527.4011
Email: sales@garrett.com
Web site: www.garrett.com

Get This Book **FREE!***



* Simply mail \$2.00, to cover postage and handling, and we will send you Charles Garrett's latest treasure hunting booklet at no charge. Please include your name, address, city, state and zip code with your check or money order. Mail to:

Book Offer
Garrett Metal Detectors
1881 West State St.
Garland, TX 75042-6797

Check or money order only, please.

- Pocket-sized booklet
- 72 pages, illustrated

- Ideal for use in the field
- Includes glossary of terms

Retail value of \$3.95—Yours for only the postage!



FREE World Bible Study Correspondence Course

Write: WBS, Garrett Electronics, Inc.
1881 W. State Street
Garland, Texas 75042