

THE GARRETT SEARCHER™



Summer 2012

Garrett Metal Detectors®

WATER HUNTING TIPS, TECHNIQUES



from
Charles Garrett

One thing separates the water hunter from the land hunter, and that's recovering a find. Since you can't see under the water (most of the time, at least), more attention must be given to digging techniques, target analysis and other aspects of recovery.

When your detector signals a coin under sand lying four feet beneath ocean waves, recovery is considerably different—and more difficult—than in a park or playground. Your retrieval tool will depend upon soil conditions and personal preferences.

In sandy areas, a scoop is the fastest. If the soil is muddy or made of hardened clay, you will need some kind of digger. In deep water, a long-handled scoop is required to retrieve your finds, sometimes in combination with a digger.

When the water grows colder, hip or chest-high waders and suitable



underclothing will keep you warm and dry. When wearing waders, be alert or else you may bend over too far. Suddenly, you'll find yourself wearing "convertible" gear. Your waders have been "converted" into a wet suit!

In deep water, use one of the following scoop-retrieving methods. First, pinpoint

the detected object. Then, bring the scoop forward and lightly touch the back edge of the searchcoil. Move the searchcoil out of the way and tilt the scoop forward and press on the butt of the scoop with your foot.

I don't like this method because of the resulting squeal when the metal scoop comes near my searchcoil. I prefer to place my left foot beside the searchcoil and move the searchcoil to the right. Then, I lower the scoop until it touches the inside heel of my left shoe in the correct position for retrieval.

Other water hunters place their foot lightly on top of the searchcoil, then move the coil away. This lets them place the scoop adjacent to their shoe to achieve correct scoop positioning.

Regardless of the method you use, practice until you have achieved perfection, even digging several scoop depths, if necessary. It's also a good idea for water hunting to use treasure pouches that can be closed securely to keep coins and other valuables (also trash) from floating off when your pouch becomes submerged.

Some of your recovered water items may be heavily corroded and unrecognizable. When in doubt, take items home for closer examination and cleaning before discarding them as trash.

For more tips on water hunting and coinshooting, be sure to read my book *Successful Coin Hunting*. Another RAM Book release with valuable information is *Relic Quest* by Steve Moore. In his revised second edition (now available from Garrett), Steve has added additional water hunting stories and tips.

Finally, Garrett's website and YouTube channel have informative and entertaining short videos about using our latest detectors to hunt sand, surf, lakes and streams. Keep an eye out for more videos soon!

Garrett Water Hunting Videos—FREE!



UK beach hunting with AT Pro Int.



Fresh Water Hunting in the Netherl...



Garrett AT PRO Saltwater Use Tips...



UK beach hunting with ACE 250



Garrett AT PRO Fresh Water Hunting



River finds!

Visit the Garrett website or our YouTube channel for more tips!



Garrett Finds from the latest DIV Hunt



(Above) These are the Civil War digs of Michael B. from Charlotte, NC for Day 1 of DIV XXI, which was held in Culpeper County, Virginia, in March 2012. Michael used both the Garrett *Infinium LS* and *AT Pro* during the day as he made these recoveries. His relic finds included musket balls, .69-caliber three-ring minié balls, camp lead, knapsack J-hooks, and a pewter spoon handle.



Joe D. from Baltimore, MD sent in this photo (above) of a case of one day's relic finds from DIV XXI. "I used the *AT Gold* on the last day when it rained and it found just as much as any of the other detectors," Joe said. At left is a close-up of a U.S. eagle button still in the clod of red Culpeper soil as it was recovered.

THE GARRETT SEARCHER™

© 2012 Garrett Electronics, Inc.

Summer 2012, No. 56

Publisher
Charles Garrett

VP, Director of Public Relations
Vaughan Garrett

Editor
Steve Moore

Photography/Graphics
Brian McKenzie, John Lowe

Published by:
Garrett Metal Detectors
1881 West State Street
Garland, TX, USA 75042-6797
Telephone: 972.494.6151
Toll Free: 1.800.527.4011
Email: sales@garrett.com
Web: www.garrett.com

MY FIRST FINDS

AFTER ONE AND A HALF WEEKS WITH MY AT GOLD!



Mike H. of Alabama shows his *AT Gold* finds after ten days of using this detector at the DIV XXI hunt, and at other sites in Virginia, Tennessee and Alabama, just before and just after this hunt.



Tokens, Badges & Plaques

Virginia

Brothers' Shared Interest



Robert M. of Virginia Beach will admit that he is "new to all this, but I'm hooked like nobody's business." He credits his older brother for getting him interested in detecting for history in Virginia. "He let me use one of his many Garretts, an *AT Pro*," said Robert.

Among his finds that day were an old Victorian hair clip (*above*) and an 1810 large cent (*above, right*). Robert enjoyed the hunt, but was stunned at the end of the day when his sibling handed over the *AT Pro*. "My brother turned to me and said, 'Enjoy. She is now yours.'

"If only my history teacher had handed me a Garrett instead of a history book, I might have passed her class!"

Arkansas



Near an old house that was built in 1860, Arthur H. of Little Rock, AR found this brass relic with his *AT Pro*.

1.800.527.4011

Virginia



AT Pro user Roger R. of Middletown, VA found this carved bullet on a Civil War site. He believes it was carved into a pencil for sketching or writing letters.

Poland



This medallion was found with an *ACE 250* by Bartlomiej W. of Wroclaw, Poland.

Connecticut



Ed D. of Cheshire, CT used his *GTI 2500* to find these two relics near Fort Wooster. "I found what I believe is a Revolutionary War tomahawk (*above*)," he said. "I also found what appears to be a large button (*below*), but I have not yet been able to identify it."



South Carolina



In his first weeks of hunting with his new *ACE 250*, Will P. of Walhalla, SC is impressed with the treasures he is collecting. Among them are a colonial period Georgivus Triumpho copper coin and an early ID tag (*seen above*).

**ACE™
350**

MSRP: \$349.95

**ENHANCED
IRON DISCRIM**
TWICE THE IRON RESOLUTION
OF AN ACE 250

**HIGHER FREQUENCY AND
LARGE DD SEARCHCOIL**

ALL-PURPOSE VERSATILITY

Summer 2012 Edition

The Garrett Searcher 3



Relics, Rarities and All Kinds of Finds

Maryland

16-Year-Payoff



John S. of Cascade, MD has seen improved luck in his relic hunting since moving up to an *AT Pro*. Among his favorite recent finds are an unused Richmond Arsenal cannon fuse



(right) and a beautiful U.S. Civil War-era box plate (above). "I have been metal detecting for about 16 years, starting with a Garrett *Freedom ACE* back in the 90s," he said. "The box plate was the first plate for me in 16 years, and I am extremely happy."

Rhode Island



This Revolutionary War era belt plate was dug by David T. of RI. He was attending a club-sponsored hunt in Berkley, MA in March. It is made of heavy pewter or lead, according to David, and is inscribed with numerals that likely denoted a company number. He is still researching this buckle currently.

North Carolina

AT Pro user Charlie J. of Roanoke Rapids, NC, found a uniform button from a Continental Army soldier. This cast pewter button (right) has a "USA" monogram with the initials "N" and "C" denoting Continental troops stationed in North Carolina territory.



Colorado



Charles G. of Woodland Park, CO has been spending time detecting lately near Cripple Creek. This fall, he dug a large lead printing block (above) with his *GTI 2500*. In reverse format were the words "THE MAY" on the block.

Being a collector of old Cripple Creek newspapers, something about the typestyle was familiar to Charles. "On the back page of *The Cripple Creek Times*, April 21, 1903, is an ad for "The May," advertising women's shoes," he related. "I couldn't believe it!

"I was holding the printing block and the 1903 newspaper in which this ad was printed. What a fantastic find, to bring the two together again."

Missouri

This Civil War-era button was dug by Tom Y. of Hannibal, MO in his state using his *ACE 350*.



Alabama

This rare Georgia state seal oval waist belt buckle from the Civil War was dug by Chris R. of Pell City, AL. He was using a Garrett *Infinium LS* when he made this great find.



South Carolina



AT Gold user Melvin L. shared some of his latest photos of relic finds he has made near McPhersonville, SC. In the photo above, the buckle at left is a post-Civil War, non-regulation U.S. Navy uniform belt plate and to right is an early sash buckle. Shown below is a Confederate Script "I" (infantry) button Melvin dug during March 2012.



SPECIAL FEATURE



by John Bortscher

John has found more than 100,000 coins in 20 years of searching with Garrett detectors. He is active on many Internet detecting forums and is currently the moderator of Garrett's sections on Find-mall.com—including the *AT Pro* and *AT Gold* Forum.

* With the *AT Pro*, learn and hunt in Pro Mode. It is deeper than Standard Mode. With the *AT Gold*, the All Metal Mode is deeper than Disc 1 or Disc 2.

* Has a place been hunted out? Go back and try again after a good rain soaking. Moist soil gives better sensitivity and greater depth readings for targets.

* If you get a nice high audio and a VDI (Digital Target ID) in the 70s or 80s, dig it.

* The larger the coil the deeper it goes. However, too many targets under a large coil can mask a good target. If you get a slight good audio using the large coil, lift it up 2-3 inches and center the coil where the good audio was. Often times the good target will be much clearer.

* Get a coil cover and scrub the ground. Some people scan the ground inches above it....DON'T....You can gain a couple of inches scrubbing, which is significant.

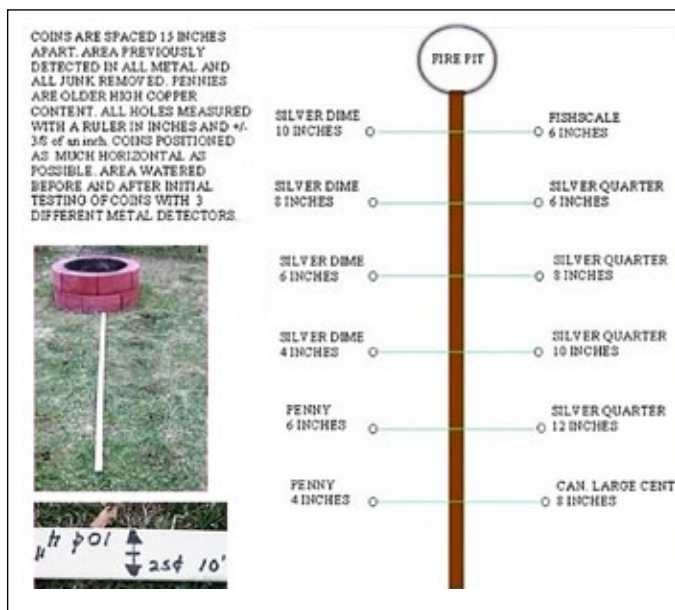
* Don't swing too fast! Just because it has a very fast "recovery speed".....doesn't mean it can always pick out that one good silver coin amongst several pieces of junk. The electronics still need to process lots of information.

"Swing too fast, you will come in last!"

* Swinging too fast can make you a sloppy hunter. You also risk eventually cracking/breaking your coil and elephant ears from the constant banging on trees, playground equipment or concrete.

* If you are getting lots of EMI or increased mineralization which is causing erratic audio, try adjusting your discrimination first, before lowering the sensitivity. This sometimes lets the machine run smoother without losing any depth.

How To Get Maximum Depth And Performance Out Of Your "AT" Series



(Left) This illustration shows how John set up his own test garden, with coin targets at varying depths.

* If you get mixture of audio signals, scan the target from different directions. Sometimes a good target is beside or partially underneath a good target. The *AT* series has a unique ability to pick out those good targets amongst the trash. Going at the target from different directions allows the *AT Pro* to perform even better!

* Ground balance your machine occasionally. Temperature can change, and directly affect the settings. Hunting in shade vs. sun can vary. This could mean a 14 degree difference on a lawn area to a 35 degree difference on a parking lot. Mineralization can also change between areas....so again... ground balance periodically.

* To increase the depth/sensitivity to silver targets, lower the ground balance numbers 10-20 points. (Note: in more mineralized soils, manually skewing the ground balance may cause unstable operation. This technique is applicable in more neutral soil settings.)

* If you are hunting an area that is absolutely covered with nails, try ground balancing out a nail until it is nothing but a small amount of static. Now....all the copper and silver targets will give a loud audio response.... BUT the target IDs will be off.

inches might not sound off as a high pitch and the VDI numbers may read lower than normal or become jumpy. That is very good information to know. My rule of thumb states if it's deep....it's old. Dig it! It costs you nothing.

* Run with your battery charge level closer to the top than the bottom level. Generally, when you get near that last battery condition segment, replace your batteries. The *AT* series will run 100% until the battery runs down to a certain point. Because nobody knows exactly where that point is on their machine, don't try and find out. With the price of cheap alkalines or rechargeable "AA" batteries, you should never reach that unknown point. Bring spares, or top off your rechargeables before the hunt.

* Read the manual and watch the videos. Garrett has posted many videos to help with problem areas such as pinpointing, ground balancing, Iron Audio, Target Id, and target sizing. These are just a few. Go to either of these links for more information.

AT Pro videos:

http://www.garrett.com/hobbysite/hbby_at_pro_videos.aspx

AT Gold videos:

http://www.garrett.com/hobbysite/hbby_at_gold_library_videos.aspx



Sand, Surf and Swimmin' Holes

Florida

Infinium Searcher Finds Another Rare Artifact

Bob Spratley of Florida continues to amaze with the artifacts he recovers from some of the earliest European explorers to set foot on American soil. His latest incredible recovery is from a very early fort site in Northeast Florida.

After initially probing the area, he said he "found some coquina, which I assumed that was the wall or some type of fortification. Then I spent two days cleaning away the underbrush and briars. Once it was cleaned, I used the *Infinium* to detect over the area once again. I got a faint sound by the edge of one large piece of coquina. I dug this block out and the ones surrounding it. I used the detector once again and got a huge hit. After digging for a while, cutting roots, etc. away, then I hit metal."

From an 18-inch depth Bob pulled up what turned out to be an early

European Ranseur—a type of polearm comprised of a spear-tip head affixed with a cross hilt mounted on a wooden staff that was generally 6 to 10 feet in length.

"Apparently it was lost in battle and the wall was pushed over on top of it. It does have two cracks in it which may have come from the battle or either the blocks of coquina falling on top of it. Once I got it out I was ecstatic. I searched the area again and again where it had laid and found three hand made nails that helped hold it in place!"

After recovering the Ranseur, Bob turned to restoring the 1600–1700s era artifact. After an initial round of electrolysis to remove some of the rust, "I finally turned to sandblasting it with some very fine sand that is found only on the beach of Siesta Key, Florida. It is made of pure quartz and does a remarkable job of cleaning artifacts."

(Left) Bob holds his European Ranseur find while he works on sandblasting it. (Below) The 17th Century weapon undergoing electrolysis. (Bottom) The final, preserved artifact.



Netherlands



Jan O. of Salland, Netherlands, uses both the *AT Pro International* and *AT Gold* detectors for freshwater hunting. This group of gold and diamond jewelry (above) was found during some of his hunts in Germany and in Holland.

(Below) Jan holds up a gold earring he has just recovered with his *AT Gold*.



PULSE INDUCTION POWER



Part No. 11451970
MSRP: \$749.95

- All Metal Deepseeking Mode
- Superior salt elimination ability
- Discrete Trash Elimination control
- Operating depth to 200 feet
- Submersible headphones included

Digging Treasure from Trashy Sites

Tennessee



"While hunting a well-hunted Union camp, I made an unusual find of a Civil War artifact," Bobby B. of Henderson, TN wrote in January. "This site has been pounded by every type of machine over the last 20 years.

"I set my *AT Pro* at 38 on Iron Discrim, next to full Sensitivity and hunted in the Pro Zero Mode. It was full of iron but I soon began to get some nice deep signals mixed in with the iron," he said. Bobby had soon dug Civil War bullets, a brass watch key, a suspender buckle, and an eagle Infantry button with gold gilt. Going back over the hole where he dug the eagle button, he received another nice signal "around 67 on the display."

Digging down another five inches, he pulled up an item that looked like a chess game piece. After cleaning it, Bobby found that it was a cast brass officer's wax seal for stamping letters and documents. Its blue base has the name JOSEPH debossed and his research of this 1863 camp area did indeed turn up a Major Joseph that this officer's stamp likely belonged to at one time.

Bobby attributes this rare find to the use of a detector that excels in such iron-laden areas. "I even pulled out two or three square nails from the hole with the button and the document seal," he wrote. "The *AT Pro* is the best machine at hunting a junky site I have ever used.

(Above) A Shield nickel, military button and officer's wax seal stamp that Bobby dug with his *AT Pro* in Tennessee. (Inset) The blue stone base of the stamp with the debossed name JOSEPH.

I have dug for 35 years and have used all brands, some that cost me nearly twice as much as my *AT Pro*, but none can compare to the results I am having with it. My finds are increasing with the *AT Pro*. I used to hate the bad junk sites; now I can't wait to hunt them!"

Georgia



Joe B. of Valdosta, GA found this 160-year-old fishing lure while searching a wooded area near an old grist mill with his *AT Pro*. Based on its backmark, Joe was able to trace this very early lure back to Buel's Trolling Baits. The company received a patent on its lures in 1852 and manufactured its fishing gear for many years in Whitehall, NY.

Rhode Island



Beverly C. of Coventry, RI was using an *AT Pro* around the foundation of an old home site when she recovered this old Parris cap pistol. "It's my favorite find," she reflected. "Not for value or rarity—but because my 76-year-old father is going to hand carve a new wooden stock for it."

Massachusetts



This 1789 Spanish reale was found by Curtis M. of Lexington, MA with his *AT Pro*. He was hunting an old park in the Standard Zero Mode at full sensitivity.



International Finds

Netherlands



Ten-year-old Jerry H. of Dordrecht, Netherlands has a way of turning up great finds with his *ACE 250*. At age 8, he found a 1583 full Rosenoble gold coin (*below*) in Belgium (*which he is seen holding at a spring 2012 rally above*). Jerry has also found a 2,000-year-old bronze necklace and a 1650s-era gold brooch with his *ACE*.



England



John Howland of England (*above*) holds a Roman bronze coin he has just recovered with his *AT Pro International*. He was hunting on private property near historic Corfe Castle, land that has been the site of a num-



(Above) John's Roman bronze coin depicts the Emperor Constantine I, dating it to about 337 AD.

ber of organized rallies in past years. "I was particularly happy to make this find," John said. "It shows the ability of the *AT Pro* to sniff out good targets in grounds that are 'pounded out' already."

Austria

Lukas M. of Steiermark, Austria found this 1-kreutzer coin from 1762, which depicts empress Maria Theresa.



Lukas was hunting with his *EuroACE* in the woods near his home.

Slovakia



GTI 2500 user Jan V. of Senica, Slovakia found this Roman design intaglio.

England



Front side. Reverse seen at right



This Valentinian I Roman coin (ca. 364–375 AD) was found by Sergejs G. of Bridgewater, Somerset. "I was about to leave the field and decided to clean my coil in a puddle of mud," he said. "Fortunately, I didn't switch off my *EuroACE*, so when I got the coil in the water, I heard a good, clear signal. And there it was, 15 cm under the ground and 5 cm underwater—my first Roman coin."

Switzerland

This silver 50-cent République of France 1882 coin was found by Liechti C. of Switzerland with an *AT Pro International*.



Jewelry and Gold Finds

France



Jean-Philippe L. of Chagny, France found this gold Roman ring while hunting in the forest with his *GTAx 1250*. It is engraved with a palm tree branch, a traditional mark of peace.

New York

Michael G. braved the cold weather after Christmas to test out his new *AT Pro* in upstate New York. While hunting the local beach on a river, he found this ruby and diamond ring (*below*).



Florida



Bob W. of Panama City Beach, FL used his *AT Pro* to recover this lady's brooch from the grounds of an 1857 pine log church.


1.800.527.4011

Wisconsin



ACE 250 user Dan H. of Chippewa Falls, WI found this silver Claddagh (joined hands) ring while on vacation in Ireland during January.

Texas



This diamond earring and 925 silver James Avery cross were found by Danny M. of Midland, TX with his *ACE 250*.

Texas



This gold and diamond ring is fresh from the ground. It was found with an *AT Pro* in an Oklahoma park by Vance G. of Eastland, TX.

Pennsylvania

This gold ring was found six inches deep on a Christmas tree farm by Daniel F. of Easton, PA with his *ACE 250*.



Massachusetts





Hunter G. of Kingston, MA sent in photos of two of his recent *ACE 250* jewelry finds. One is a leaf pattern gold ring (*above, left*) and the other is a 14k gold pendant (*above, right*) with numerous tiny diamonds.

Texas

These two sterling silver pieces—a tie clip and a barrett—were found by Pedro R. of San Juan, TX. One includes a turquoise stone.



MSRP: \$799.95

DEEP SEEKING
TRUE ALL METAL MODE.

ALL TERRAIN
FRESHWATER USE TO 10 FEET.

ALL TREASURE
IDEAL FOR GOLD NUGGETS,
COINS, RELICS, CACHES,
AND JEWELRY.



Coin Finds

Florida

The following cache hunting story was submitted by Richard V. of Pembroke Pines, FL. During a recent visit to Cuba to see family, he used his *ACE 250* to pursue a cache hidden by his grandfather.

"I was told by my mother that her father buried money somewhere in the back of their home in Cuba. He didn't trust the banking system back then. He died and never told anyone exactly where he buried the money.

"I learned this story growing up as a kid. Well, I was finally blessed and was able to visit Cuba to meet my family for the first time! Well to make a long story short after searching for four days in 90 degrees plus damp weather and with Grandma's mentoring, to my surprise and amazement I found a completely rotten wooden box with old paper Cuban money and to add to



Old and new: Richard's cache of Roman coins and Cuban money.

my surprise Roman coins! My grandma gave me my share!

"I'm still in a state of shock. When I spoke to grandmother in Cuba she explained to me that my grandfather was a Merchant Marine. So, maybe he bought them in Rome or found them. I'm very proud of this find but, I could have never found them without the help of Grandma and my *Garrett ACE 250*. Thank you, Garrett, for making it all possible!"

Maryland



AT Pro user Joe D. of Baltimore dug his first Capped Bust half dollar silver coin (seen as it was dug and above, right) in March. On the same day, Joe found an 1875 Seated Liberty quarter (above, left) "in a spot that has been hunted hard for the past 20 years. These coins were found in holes where iron nails were present. I got an iron and high tone signal and slowly moved the coil side to side to separate the targets."

Virginia

My Oldest Coin Yet




Stephen G. of Williamsburg, VA recently found his first-ever 1700s coin while hunting with his *AT Pro*. The target was "a nice, solid 40 VDI" on the Digital Target ID and was 9 inches deep. After cleaning his crusty old coin, Stephen found that it was "a copper 1773 Virginia half penny. The copper half penny was authorized in 1773 by the Crown as coinage for the Colony of Virginia and was only minted for 1 year!"

Virginia



This 1906 Indian Head penny and 1902 Barber half dollar were dug from the same hole by *GTA 350* user Kenny K. of Benton, IL.

Kentucky



ACE 250 user Richard J. of Mayfield, KY, dug this Walking Liberty half dollar near an old downtown barber shop.

Pennsylvania



Robert A. of Essington, PA started his New Year on a high note. He opted to hit an old faithful field on that abnormally warm January 1st afternoon with his *ACE 350*. Almost immediately, he picked up a solid quarter dollar signal at 8+ inches. Digging to eleven inches, he pulled out a paper thin Spanish Pillar 1 real with a 1772 mint mark. Robert said he "literally fell over."



Coin Finds

New York



Michael S. of Hurley, NY closed out the last day of 2011 with his favorite find—a Spanish silver cob (*above*). He dug the reale using his *AT Pro*.

Virginia

So...What's That Penny Worth?



Avid coinshooters know that finding one special coin can instantly pay for their metal detector investment. Case in point is one Bruce R. of Jeffersonton, VA, who recently found the most valuable Indian Head penny (*above*).

"I was detecting along an old logging road which I've been over numerous times before," Bruce related. "Only difference was, this time I was doing it with my *AT Pro*."

"Needless to say, when I returned home and looked it up in the Red Book I became even more pleased," he said. **"Keep it slow, keep it low and stay with the AT Pro!"**

(We can't help but enjoy Bruce's slogan. Oh, and what's his penny worth? According to one Internet coin values source, the 1877 Indian Head penny can fetch \$600 in good condition and more than \$3,700 for an uncirculated coin! Only 852,500 of this coin were minted, second only to the 1909-S Indian Head penny, which had only 309,000 circulation strikes.)

1.800.527.4011

Missouri

"A SILVER DIME TRIFECTA"

Jack G. of Windsor, MO shared this story in late January 2012:

"I was hunting a 100+ year-old fairgrounds last week with a friend and within a couple of hours, we had each pulled a Barber dime and a Merc dime . . . so the race was on to complete a silver dime trifecta."

"Near the end of the day, with the sun setting and darkness falling upon us, I decided to hit a small corner on a large lot where I had pulled a Standing Liberty quarter just a little over a week before. Out of the iron and pull tab-littered grounds, I received a solid hit about 8" deep on my *AT Pro*. After cutting the plug, I reached into the hole and a few scoops of dirt later, I was holding in my hand my fourth silver dime of the day. It was a 1953 Rosie, thus completing my silver dime trifecta. And, as a bonus, a few feet away I dug one more Merc, making a grand total of five silver dimes for the day."



(Top) 1953 Roosevelt dime

(Below) 1936, 1924 and 1919 Mercury dimes

(Right) This 1915 Barber dime helped complete Jack's trifecta.

Texas



This silver 1830 Republic of Mexico 8 reale coin was found by Garrett employee Steve Moore while on a relic hunt in northern Arkansas. He was using an *AT Pro* when he found the coin, which is the approximate size of a U.S. silver dollar.



Louisiana



Another of the large Mexican silver 8 reales—an 1890—was found in May by Spencer R. of DeRidder, LA. He was hunting with his *AT Gold* on an old homesite at the time.



Various Finds

Pennsylvania



Jon G. of Sanatoga, PA made his best coin find on a cold day in January with his *ACE 150*. He was scanning along an old trail when he dug this 1879 Morgan silver dollar (above) roughly 11" deep. Jon reports that he plans to upgrade soon to an *AT Pro*.

New Hampshire



This Carolus III Spanish reale was found by Jay C. of Somersworth, NH with his *ACE 350*.

Pennsylvania



This commemorative token of John Morton, a colonial leader during the American Revolution, was found by *AT Pro* user Elwood M. of Glen Mills, PA.



Happy 40th!

Just a stone's throw away from historic battlefields in Pennsylvania, Don and Joan Hinks started Gettysburg Electronics in May 1972. Through the years, Garrett products have been important to the store's overall business. Don (seen at left) has recovered hundreds of Civil War artifacts using Garrett metal detectors, along with numerous coins and other valuables.

New Jersey



(Left to right): Paul's coin recoveries are a 1781 Spanish reale, 1875 Seated Liberty dime and 1911 silver Barber dime.



Paul T. of Galloway, NJ decided to treat himself to an early Christmas present in the form of an *AT Pro*. After doing some online research, his good coin finds have been increasing. In two days, he dug his first three pieces of silver—two dimes each more than 100 years old and a 1781 Carolus III Spanish reale.

Kansas

A \$1,000+ Dime find!



John B. of Topeka, KS shared this story of his buddy's rare dime find in early 2012:

"A friend interested in hunting arrowheads agreed to accompany me metal detecting a harvested field. The field has been hunted heavily for many years by local club members with lots of experience and many brands of detectors.

"Using my *ACE 250* on our second visit to the field, he found arguably the rarest Barber Dime, a 1895-0 in VF. He also found other Barber and Merc dimes, Indian Head pennies, a Standing Liberty quarter, bullets, musket balls, minie balls, etc. He is now an *ACE 250* owner."

(The May 2012 issue of *Coins Magazine* shows that an 1895-O Barber dime with a grading standard of VF-20 is worth more than \$1,200.)

CONGRATULATIONS

Garrett® Users **WIN PRO-POINTERS** in Vaughan Garrett's Favorite Find of the Month



Here are some of the recent winners!

Visit garrett.com to submit your story and see previous winners. You could be next!

Vaughan Garrett

March winners




(Above) Brandon H. of Dalton, GA holds up the Confederate Civil War belt plate, found with an AT Pro, that earned him the March U.S. Find of the Month Pro-Pointer.



(Above) Jean-Philippe L. of Chagny, France was the International winner with this silver coin found with his GTP 1350. It is a 3.87 gram, 62 BC era Roman coin with the inscription Aemilia Lepidus Paullus Concordia.

April winners



(Above) This 1672 medallion was found by Simon B. of Melbourne, Australia with his GTI 2500. Simon's oldest British medallion find to date earned him Vaughan's International Favorite Find of the Month.



Vaughan's April U.S. winner was John V. of Island Park, NY, for this AT Pro recovery. It is a U.S. Navy button, circa 1810-1812, which John found only three inches deep which searching the grounds of an abandoned building.

JOIN THE GARRETT SEARCH TEAM!



Freddy S. of Durban, South Africa, sent in this photo of his Garrett Search Team patch, which he has sewn onto his favorite jacket.

These Garrett collector's patches are available **FREE** just for participating in Vaughan Garrett's Favorite Find of the Month.

How do I submit a story to Vaughan?

1. Email testimonials@garrett.com
2. Mail to: Garrett Metal Detectors
Attn: Marketing Department
1881 W. State St.
Garland, TX 75041
3. Submit your photo and story online by using the "Submit a Story" form:

http://www.garrett.com/hobbysite/hbby_submit_a_story.aspx

Visit this web page for more details on Vaughan's Favorite Find of the Month.

Keep submitting your stories! There are more PRO-POINTERS® to give away.



The **PRO-Pointer** combines performance with sleek design to assist in pinpointing those hard-to-find targets. With One-Touch ease of use, you will never want to be in the field without one.

PN: 1166000
MSRP: **\$149.95**

PRO-Pointer® Metal Detector

- Pinpointing tip and 360° side scanning capabilities
- Audible and vibrating alarms intensify based on target proximity

Relic Roundup

Indiana



"You can imagine the raised eyebrows when on Christmas Day, my oldest sister Jody and I were out with our mother's *ACE 250* and dug up a belt plate with the initials OVM on it," said Clint A. of Washington, IN.

The siblings were less than 10 yards from the home in which they were raised—on land which their family has owned since 1854. After researching the Ohio Volunteer Militia, Clint feels it is possible that troops may have marched across the property during the Civil War and lost the belt plate.

Searching the same area, Clint and his sister also found a brass button and the remnants of some old wire frame glasses. (*Back of OVM plate shown below.*)



Idaho



This lighter is believed to have been purchased by a soldier from a store in Saigon, Vietnam. It was found by *AT Gold* user Jacob M. of Mountain Home Air Force Base, ID.

Louisiana



Spencer R. of DeRidder, LA found this Civil War military button with his *AT Gold* in the southwestern part of his state. This gold-gilt Texas button was manufactured by the Scovill Company.

Maine



Nick E. of Livermore, ME recently shared this photo of a Civil War find he found with his *ACE 250*. "In the summer of 2011, I dug this belt plate in my front yard and I thought it was modern junk," he said, "like some kid's belt

Maryland

One Field, Two Plates



In late 2011, John S. of Cascade, MD found a Civil War U.S. box plate with his *AT Pro* (*see photo on page 4*). To update his story, John was hunting the same field several months later when he found his second Civil War plate with his *AT Pro*. This one is a State of New York belt plate (*above*).

Nick E.'s Civil War MVM belt plate shown in detail (left) and against a ruler (right) for scale.



plate. But now everyone is telling me that it's a rare Civil War plate."

Nick's thin brass plate measures just over 2" in length. The "MVM" on this "baby" plate designated that the soldier was part of the Massachusetts Volunteer Militia.

NEW CAMO DIGGER'S POUCH



- ★ 10" deep zippered treasure bag
- ★ Interior zippered treasure pocket to separate treasure from trash
- ★ Exterior MOLLE-type webbing grid is ideal for attaching a *Pro-Pointer*, digging tools.
- ★ Secures with its own belt. Ideal for water hunting.

MSRP: \$11.95



Cache Hunting Finds



(Above) Aaron B. and his daughter hold up one of the three jars of money they found on their property while hunting with their brand-new AT Gold.

(Below) The sum of the three jars of money was six Canadian quarters (1959 to 1973), two silver half dollars, one buffalo nickel and 1,038 U.S. clad quarters (1965 to 1974).



Washington
Aaron B. of Medical Lake, WA shared these photos and their exciting story of a big coin cache find.

"We recently purchased the *AT Gold* and had a great first day," Aaron wrote. "This is my first metal detector I have ever owned. I purchased it in hopes of finding gold, but also liked the discrimination modes that come with it, so my family and I can use it for coins and treasure as well.

"We took the *AT Gold* out the morning of 4/21 to a local park in hopes of getting familiar with metal detecting. We found a penny and some trash. That afternoon we took it out on our property and thought we would try an old stone fence that ran out back. Much to our surprise, we got a hit in the wall. After moving about 8" of rock we saw the glimmer of something in the dirt. I pulled out an old relish jar of quarters. My daughter and I were so excited that we both yelled and my wife on the back deck thought that someone was hurt; so she came running.

"In the mean time I scanned the hole," said Aaron, "and got another hit. Again I pulled out another relish jar of quarters. Now my wife joined in, in the yelling. I scanned the hole again and found a peanut butter jar full of quarters. We scanned the hole again and that was it, no more beeping. So we brought the cache to the house and started counting. We ended up with 1,038 clad U.S. quarters, two silver half dollars, one buffalo nickel and six Canadian quarters. WOW! What a find! Thanks, Garrett, from the whole family—Aaron, Dawna, Hannah, Rebekah, and Rachel."

FOLLOW-UP STORY

The Summer 2011 edition of the *Garrett Searcher* reported on a 16th century coin hoard found with a *EuroACE* by Howard M. of Ludlow, England.

The British Museum has released a report on the hoard from Bitterly, Shropshire, which Howard has kindly shared with Garrett. The cache was likely hidden during the early years of the English Civil War. The "Bitterly Hoard" contained one gold and 137 silver coins, with dates ranging from 1550 to 1643.

United Kingdom



Howard's "Bitterly Hoard" contained one James I crown 22-carat gold coin (shown above) and 137 silver coins. Above right: Some of the silver coins after cleaning. The silver coins date from a 1550s Edward VI shilling to a British half-crown dated 1643. (Right) The earth-covered hoard vessel after the coins were removed.



All photos courtesy of Howard M. and the British Museum.

Reunited: The Joy of Returning Lost Treasures

Texas

Five years into his metal detecting hobby, Jeff O. of Leonard, TX knew that he had finally succeeded in getting his son hooked, also. Jeff was hunting Bonham Lake with his new *AT Pro* while his son Josh worked the shallows with his *ACE 250*.

Ten minutes into their hunt, Josh found a 2011 Bonham High School ring. "His eyes were as big as silver dollars," said his father. "At that moment, I knew he was finally hooked into this fun and exciting hobby."

Perhaps even more exciting for 12-year-old Josh was tracking down the family of the ring's owner. As it turned out, the young man who had lost the ring worked for Brookshire's Grocery Company—the same company that Josh's father works for.

A meeting was arranged at the local Brookshire's grocery store where the ring owner worked. There, Jeff and his son Josh surprised the young man with



(Above, from left): Jeff, the ring owner, Josh and his ACE 250. (Right) The school ring that Josh returned.



his lost high school graduation ring.

"It really was a cool moment," Jeff said of his son's presentation of the ring to its owner. The story of the father/son detecting team has since been featured in the grocery chain's corporate magazine.

Arkansas



The college ring found and returned to the owner's son by Barbara L. of AK.

Barbara L. of Rogers, AR was hunting in a campground last fall with her *Grand Master Hunter* detector. She found an Ohio State University man's class ring from 1949.

She and her husband Tom attempted to track down the owner through the school's alumni association. To their dismay, they found that the man had passed away the year before.

A week later, however, the deceased man's son got in touch with Barbara and Tom. Once she could confirm his identity, Barbara sent a FedEx to the man with his late father's college ring. "Barb was floating on a cloud the rest of the week," Tom recalled.

Act Now! Time is running out!

In our continual effort to improve communications with our customers, we are currently updating our distribution list for the Garrett *Searcher* newsletter.

GO GREEN: if you would be interested in saving trees and saving paper, please list your email address for future *Searcher* issues. Your information will not be shared with others.

How do I update my mailing info?

1. Go online to garrett.com and fill out the *Searcher* mailing form.
2. Call Customer Service at 1-800-527-4011 (U.S. and Canada) 1-972-494-6151 (International)
3. Fill out this card and mail it to:

Garrett Metal Detectors
ATTN: Searcher
1881 W. State Street
Garland, TX 75042

DON'T MISS A SINGLE ISSUE OF THE SEARCHER.

NOW IN FULL COLOR.

PLEASE INDICATE HOW YOU WOULD LIKE FUTURE FREE ISSUES OF THE SEARCHER DELIVERED.*

Fill out Searcher mailing form and mail to Garrett

First Name

Last Name

Address

City

State

Zip

Country

Phone

Email Address

Age Group: 0-17
 18-24
 25-39
 40-59
 60+

Delivery Type: Digital (email)
 Mail (U.S. addresses only)